

FORM 603

Corporations Act 2001

Section 671B

Notice of initial substantial holder**To: Company Name/Scheme: NINE ENTERTAINMENT CO. HOLDINGS LIMITED**ACN/ARSN: **122 203 892****1. Details of substantial holder**

Name: Commonwealth Bank of Australia ACN 123 123 124 (CBA) and its related bodies corporate listed in annexure A

The holder became a substantial holder on: **23/11/2015****2. Details of voting power**

The total number of votes attached to all the voting shares in the company or voting interests in the scheme that the substantial holder or an associate had a relevant interest in on the date the substantial holder became a substantial holder are as follows.

| Class of securities | Number of securities | Person's votes | Voting power (%) |
|----------------------------|----------------------|----------------|------------------|
| Fully Paid ordinary shares | 20,260,406 | 20,260,406 | 2.29 |

For the Securities (if any) listed below see NOTE 1 at the end of this form

| Class of securities | Number of securities | Person's votes | Voting power (%) |
|----------------------------|----------------------|----------------|------------------|
| Fully Paid ordinary shares | 24,176,057 | 24,176,057 | 2.74 |

| Class of securities | Number of securities | Person's votes | Voting power (%) |
|---|----------------------|----------------|------------------|
| GRAND TOTAL Fully paid ordinary shares | 44,436,463 | 44,436,463 | 5.04 |

3. Details of relevant interests

The nature of the relevant interest the substantial holder or an associate had in the following voting securities on the date the substantial holder became a substantial holder are as follows:

| Holder of relevant interest | Nature of relevant interest | Class and number of securities |
|---|---|---|
| CBA Equities Limited ACN 003 485 952 | <p>Relevant interest under paragraph 608(1)(b) and/or 608(1)(c) of the Corporations Act 2001 (Cth), being a relevant interest arising as a result of having the power to control the exercise of the right to vote attached to securities and/or to control the exercise of the power to dispose of securities in a proprietary capacity (including as a result of underwriting activities). In addition, if any OTC derivatives, warrants or other securities (other than ordinary shares or ordinary units (as applicable)) are referred to below in this row, the relevant interest in respect of those securities arises under subsection 608(8) being an accelerated relevant interest held in the same capacity.</p> <p>Nature of relevant interest derived from; ordinary shares 2,316,837</p> | <p>2,316,837 Fully paid ordinary shares</p> <p>(including 103,308 borrowed from Citigroup Global Markets Australia Pty Ltd, see Annexure C)</p> <p>(including 2,011,500 borrowed from Merrill Lynch Equities Australia Limited, see Annexure C)</p> <p>(including 102,090 borrowed from Macquarie Bank Limited, see Annexure C)</p> |
| Avanteos Investments Limited ACN 096 259 979 | <p>Relevant interest under paragraph 608(1)(a), 608(1)(b) and 608(1)(c) of the Corporations Act 2001 (Cth), being a relevant interest arising as a result of being the registered holder of the relevant securities in its capacity as a superannuation trustee. In addition, if any OTC derivatives, warrants or other securities (other than ordinary shares or ordinary units (as applicable)) are referred to below in this row, the relevant interest in respect of those securities arises under subsection 608(8) being an accelerated relevant interest held in the same capacity.</p> <p>Nature of relevant interest derived from; ordinary shares 12,900</p> | <p>12,900 Fully paid ordinary shares</p> |
| Colonial First State Investments Limited (Note 1) ACN 002 348 352 | <p>Relevant interest under paragraph 608(1)(b) and/or 608(1)(c) of the Corporations Act 2001 (Cth), being a relevant interest arising from having the residual power to control the exercise of the right to vote attached to securities and/or to control the exercise of the power to dispose of securities in its capacity as a responsible entity of a managed investment scheme (which managed investment scheme is not managed by either Colonial First State Investments Limited or a related body corporate). In addition, if any OTC derivatives, warrants or other securities (other than ordinary shares or ordinary units (as applicable)) are referred to below in this row, the relevant interest in respect of those securities arises under subsection 608(8) being a residual accelerated relevant interest held in the same capacity. Colonial First State Investments Limited has authorised the manager of each such managed investment scheme to exercise the powers referred to in paragraph 608(1)(b) and/or 608(1)(c) of the Corporations Act 2001 (Cth) in relation to those securities managed by the manager to the exclusion of</p> | <p>24,176,057 Fully paid ordinary shares</p> <p>(including 88,186 borrowed from Citigroup Global Markets Limited (Agreement 1), see Annexure C)</p> <p>(including 329,144 borrowed from UBS AG (Agreement 3), see Annexure C)</p> <p>(including 875,189 borrowed from UBS AG (Agreement 1), see Annexure C)</p> <p>(including 615,827 borrowed from UBS AG (Agreement 2), see Annexure C)</p> |

| | | |
|--|---|--|
| | <p>Colonial First State Investments Limited except for provisions allowing Colonial First State Investments Limited to terminate the agreement with the manager or to exercise those powers where the agreement is terminated.</p> <p>Nature of relevant interest derived from; ordinary shares 24,176,057</p> | |
| <p>Commonwealth Bank Officers Superannuation Corporation Pty Limited ACN 074 519 798</p> | <p>Relevant interest under paragraph 608(1)(b) and/or 608(1)(c) of the Corporations Act 2001 (Cth), being a relevant interest arising from having the power to control the exercise of the right to vote attached to securities and/or to control the exercise of the power to dispose of securities in its capacity as trustee for the Officers' Superannuation Fund. In addition, if any OTC derivatives, warrants or other securities (other than ordinary shares or ordinary units (as applicable)) are referred to below in this row, the relevant interest in respect of those securities arises under subsection 608(8) being an accelerated relevant interest held in the same capacity.</p> <p>Nature of relevant interest derived from; ordinary shares 106,275</p> | <p>106,275 Fully paid ordinary shares</p> |
| <p>Realindex Investments Pty Limited ACN 133 312 017</p> | <p>Relevant interest under paragraph 608(1)(b) and/or 608(1)(c) of the Corporations Act 2001 (Cth), being a relevant interest arising from having the power to control the exercise of the right to vote attached to securities and/or to control the exercise of the power to dispose of securities in its capacity as investment manager, as provided for under its investment mandates. In addition, if any OTC derivatives, warrants or other securities (other than ordinary shares or ordinary units (as applicable)) are referred to below in this row, the relevant interest in respect of those securities arises under subsection 608(8) being an accelerated relevant interest held in the same capacity.</p> <p>Nature of relevant interest derived from; ordinary shares 7,717,179</p> | <p>7,717,179 Fully paid ordinary shares</p> |
| <p>Colonial First State Asset Management (Australia) Limited ACN 114 194 311</p> | <p>Relevant interest under paragraph 608(1)(b) and/or 608(1)(c) of the Corporations Act 2001 (Cth), being a relevant interest arising from having the power to control the exercise of the right to vote attached to securities and/or to control the exercise of the power to dispose of securities in its capacity as investment manager (as provided for under its investment mandates). In addition, if any OTC derivatives, warrants or other securities (other than ordinary shares or ordinary units (as applicable)) are referred to below in this row, the relevant interest in respect of those securities arises under subsection 608(8) being an accelerated relevant interest held in the same capacity.</p> <p>Nature of relevant interest derived from; ordinary shares 10,107,215</p> | <p>10,107,215 Fully paid ordinary shares</p> |

| | | |
|---|--|---|
| <p>Colonial First State Investments Limited ACN 002 348 352</p> | <p>Relevant interest under paragraph 608(1)(b) and/or 608(1)(c) of the Corporations Act 2001 (Cth), being a relevant interest arising from having the power to control the exercise of the right to vote attached to securities and/or to control the exercise of the power to dispose of securities in its capacity as a responsible entity of a managed investment scheme (which managed investment scheme is managed by Colonial First Statement Investments Limited or a related body corporate). In addition, if any OTC derivatives, warrants or other securities (other than ordinary shares or ordinary units (as applicable)) are referred to below in this row, the relevant interest in respect of those securities arises under subsection 608(8) being an accelerated relevant interest held in the same capacity.</p> <p>Nature of relevant interest derived from; ordinary shares 41,404,276</p> | <p>41,404,276 Fully paid ordinary shares</p> <p>(including 88,186 borrowed from Citigroup Global Markets Limited (Agreement 1), see Annexure C)</p> <p>(including 329,144 borrowed from UBS AG (Agreement 3), see Annexure C)</p> <p>(including 875,189 borrowed from UBS AG (Agreement 1), see Annexure C)</p> <p>(including 615,827 borrowed from UBS AG (Agreement 2), see Annexure C)</p> |
| <p>Sovereign Services Limited ACN 969417</p> | <p>Relevant interest under paragraph 608(1)(c) of the Corporations Act 2001 (Cth), being a relevant interest arising from having the power to control the exercise of the power to dispose of securities in its capacity as investment manager, as provided for under its investment mandates, or in its capacity as the provider of a discretionary investment management service. In addition, if any OTC derivatives, warrants or other securities (other than ordinary shares or ordinary units (as applicable)) are referred to below in this row, the relevant interest in respect of those securities arises under subsection 608(8) being an accelerated relevant interest held in the same capacity.</p> <p>Nature of relevant interest derived from; ordinary shares 39,997</p> | <p>39,997 Fully paid ordinary shares</p> |
| <p>ASB Group Investments Limited Company Number 533945</p> | <p>Relevant interest under paragraph 608(1)(b) and/or 608(1)(c) of the Corporations Act 2001 (Cth), being a relevant interest arising from having the power to control the exercise of the right to vote attached to securities and/or to control the exercise of the power to dispose of securities in its capacity as investment manager, as provided for under its investment mandates, as a life company holding statutory funds and as the responsible entity or manager of a managed investment scheme. In addition, if any OTC derivatives, warrants or other securities (other than ordinary shares or ordinary units (as applicable)) are referred to below in this row, the relevant interest in respect of those securities arises under subsection 608(8) being an accelerated relevant interest held in the same capacity.</p> <p>Nature of relevant interest derived from; ordinary shares 170,859</p> | <p>170,859 Fully paid ordinary shares</p> |
| <p>The Colonial Mutual Life Assurance Society Limited ACN 004 021 809</p> | <p>Relevant interest under paragraph 608(1)(a), 608(1)(b) and/or 608(1)(c) of the Corporations Act 2001 (Cth), being a relevant interest arising from holding securities, having the power to control the exercise of the right to vote attached to securities and/or to control the exercise</p> | <p>355,075 Fully paid ordinary shares</p> |

| | | |
|--|--|---|
| | <p>of the power to dispose of securities in a proprietary capacity as a life insurance company. Statutory fund holdings are held by external custodians and voted by the relevant investment manager, so CMLA's relevant interest is qualified accordingly. In addition, if any OTC derivatives, warrants or other securities (other than ordinary shares or ordinary units (as applicable)) are referred to below in this row, the relevant interest in respect of those securities arises under subsection 608(8) being an accelerated relevant interest held in the same capacity.</p> <p>Nature of relevant interest derived from; ordinary shares 355,075</p> | |
| <p>Colonial First State Asset Management (Australia) Limited ACN 114 194 311</p> | <p>Relevant interest under paragraph 608(1)(b) and/or 608(1)(c) of the Corporations Act 2001 (Cth), being a relevant interest arising from having the power to control the exercise of the right to vote attached to securities and/or to control the exercise of the power to dispose of securities in its capacity as investment manager (as provided for under its investment mandates). In addition, if any OTC derivatives, warrants or other securities (other than ordinary shares or ordinary units (as applicable)) are referred to below in this row, the relevant interest in respect of those securities arises under subsection 608(8) being an accelerated relevant interest held in the same capacity.</p> <p>Nature of relevant interest derived from; ordinary shares 9,541,284</p> | <p>9,541,284 Fully paid ordinary shares</p> |

4. Details of present registered holders

The persons registered as holders of the securities referred to in paragraph 3 above are as follows

| Holder of relevant interest | Registered holder of securities | Person entitled to be registered as holder | Class and number of securities |
|---|---|--|--|
| CBA Equities Limited ACN 003 485 952 | Share Direct Nominees Pty Limited | | 2,316,837 Fully paid ordinary shares |
| Avanteos Investments Limited ACN 096 259 979 | Avanteos Investments Limited | | 12,900 Fully paid ordinary shares |
| Colonial First State Investments Limited (Note 1) ACN 002 348 352 | Citicorp Nominees Pty Limited (Australia) | | 18,908,615 Fully paid ordinary shares |
| Colonial First State Investments Limited (Note 1) ACN 002 348 352 | UBS Nominees Pty Ltd | | 1,820,160 Fully paid ordinary shares |
| Colonial First State Investments Limited (Note 1) ACN 002 348 352 | Citibank N A Hong Kong | | 3,447,282 Fully paid ordinary shares |
| Commonwealth Bank Officers Superannuation Corporation Pty Limited ACN 074 519 798 | Citicorp Nominees Pty Limited (Australia) | | 106,275 Fully paid ordinary shares |
| Realindex Investments Pty Limited ACN 133 312 017 | National Bank Nominees Pty Limited | | 240,285 Fully paid ordinary shares |
| Realindex Investments Pty Limited ACN 133 312 017 | Citibank N A Hong Kong | | 7,476,894 Fully paid ordinary shares |
| Colonial First State Asset Management (Australia) Limited ACN 114 194 311 | Citicorp Nominees Pty Limited (Australia) | | 7,048,286 Fully paid ordinary shares |
| Colonial First State Asset Management (Australia) Limited ACN 114 194 311 | BNP Paribas Securities | | 145,034 Fully paid ordinary shares |
| Colonial First State Asset Management (Australia) Limited ACN 114 194 311 | Citibank N A Hong Kong | | 2,913,895 Fully paid ordinary shares |

5. Consideration

The consideration paid for each relevant interest referred to in paragraph 3 above, and acquired in the four months prior to the day that the substantial holder became a substantial holder is as follows:

| Holder of relevant interest | Date of acquisition | Consideration-Cash | Consideration-Non-Cash | Class and number of securities |
|------------------------------------|----------------------------|---------------------------|-------------------------------|---------------------------------------|
| See annexure B to this notice | | | | |

6. Associates

The reasons the persons named in paragraph 3 above are associates of the substantial holder are as follows:

| Name and ACN/ARSN (if applicable) | Nature of association |
|---|--|
| First State Investments (Hong Kong) Ltd ACN 206616 | An indirect wholly-owned subsidiary, and therefore related body corporate, of Commonwealth Bank of Australia |
| ASB Group Investments Limited Company Number 533945 | An indirect wholly-owned subsidiary, and therefore related body corporate, of Commonwealth Bank of Australia |
| Commonwealth Bank Officers Superannuation Corporation Pty Limited ACN 074 519 798 | A direct wholly-owned subsidiary, and therefore related body corporate, of Commonwealth Bank of Australia |
| CBA Equities Limited ACN 003 485 952 | An indirect wholly-owned subsidiary, and therefore related body corporate, of Commonwealth Bank of Australia |
| Colonial First State Asset Management (Australia) Limited ACN 114 194 311 | An indirect wholly-owned subsidiary, and therefore related body corporate, of Commonwealth Bank of Australia |
| Colonial First State Investments Limited ACN 002 348 352 | An indirect wholly-owned subsidiary, and therefore related body corporate, of Commonwealth Bank of Australia |
| Avanteos Investments Limited ACN 096 259 979 | An indirect wholly-owned subsidiary, and therefore related body corporate, of Commonwealth Bank of Australia |
| Realindex Investments Pty Limited ACN 133 312 017 | An indirect wholly-owned subsidiary, and therefore related body corporate, of Commonwealth Bank of Australia |
| Sovereign Services Limited ACN 969417 | An indirect wholly-owned subsidiary, and therefore related body corporate, of Commonwealth Bank of Australia |
| The Colonial Mutual Life Assurance Society Limited ACN 004 021 809 | An indirect wholly-owned subsidiary, and therefore related body corporate, of Commonwealth Bank of Australia |

7. Addresses

The addresses of persons named in this form are as follows:

| Name | Address |
|---|--|
| First State Investments (Hong Kong) Ltd ACN 206616 | 6th Floor, Three Exchange Square, 8 Connaught Place, Central, Hong Kong |
| ASB Group Investments Limited Company Number 533945 | Level 2, ASB North Wharf, 12 Jellicoe Street, Auckland, 1010 , New Zealand |
| Commonwealth Bank Officers Superannuation Corporation Pty Limited ACN 074 519 798 | Level 11 Tower 1, 201 Sussex St Sydney NSW 2001 |
| CBA Equities Limited ACN 003 485 952 | Ground Floor Tower 1, 201 Sussex Street, Sydney, NSW, 2000, Australia |
| Colonial First State Asset Management (Australia) Limited ACN 114 194 311 | Ground Floor Tower 1, 201 Sussex Street, Sydney, NSW, 2000, Australia |
| Colonial First State Investments Limited ACN 002 348 352 | Ground Floor Tower 1, 201 Sussex Street, Sydney, NSW, 2000, Australia |
| Avanteos Investments Limited ACN 096 259 979 | Ground Floor Tower 1, 201 Sussex Street, Sydney, NSW, 2000, Australia |
| Realindex Investments Pty Limited ACN 133 312 017 | Ground Floor Tower 1, 201 Sussex Street, Sydney, NSW, 2000, Australia |
| Sovereign Services Limited ACN 969417 | Level 2, ASB North Wharf, 12 Jellicoe Street, Auckland, 1010 , New Zealand |
| The Colonial Mutual Life Assurance Society Limited ACN 004 021 809 | Ground Floor Tower 1, 201 Sussex Street, Sydney, NSW, 2000, Australia |

8. Signature

NOTE 1--(This note is relevant to section 2,3,4 and 5)

The relevant interests in these securities:

- a) are/were held by Colonial First State Investments Limited (CFS) as responsible entity of the specified registered managed investment schemes and relate(d) to holdings in connection with the Colonial First State First Choice product range. Decisions to buy/sell those securities and exercise voting rights in relation to those securities are made by managers to whom CFS has outsourced those functions. By instrument dated 29 October 2001 the Australian Securities and Investments Commission ("ASIC") has granted certain relief to CFS and its related bodies corporate for these holdings from the applicable provisions of Chapter 6 of the Corporations Act in relation to the acquisition of or increase in voting power of such securities (the Manager Relief). These managers are not associates of, other than by virtue of an agreement in accordance with the terms of the Manager Relief, the Commonwealth Bank of Australia group; or
- b) are/were held by or for the benefit of specified index funds where the funds have an objective of maintaining a portfolio tracking error less than 0.5% per annum. ASIC has granted certain relief to CFS and its related bodies corporate for these holdings from the applicable provisions of Chapter 6 of the Corporations Act in relation to the acquisition of or increase in voting power of such securities.




Dated the 26 day of November 2015

Carla Collingwood-Company Secretary

Annexure A

This is annexure A referred to in Form 603, Notice of initial substantial holder dated 23/11/2015



Carla Collingwood

Company Secretary

Dated the 26 November 2015

SCHEDULE

AEGIS CORRECTIONAL PARTNERSHIP PTY LTD
AEGIS LIMITED
AHL HOLDINGS PTY LIMITED
ALTONA V6 PTY LIMITED
ASB BANK LIMITED
ASB CAPITAL LIMITED (NZX-ASBPA)
ASB CAPITAL NO.2 LIMITED (NZX-ASBPB)
ASB FINANCE LIMITED
ASB FUNDING LIMITED
ASB GROUP (LIFE) LIMITED
ASB GROUP INVESTMENTS LIMITED
ASB HOLDINGS LIMITED
ASB MANAGEMENT SERVICES LIMITED
ASB NOMINEES LIMITED
ASB SECURITIES LIMITED
ASKLEPIOS LIMITED
ASPIRE SCHOOLS FINANCING (QLD) PTY LIMITED
ASPIRE SCHOOLS HOLDINGS (QLD) PTY LIMITED
AUSIEX NOMINEES PTY LIMITED
AUSTRALIAN INVESTMENT EXCHANGE LIMITED
AVANTEOS INVESTMENTS LIMITED
AVANTEOS PTY LTD
BANK OF HANGZHOU CO. LTD
BANKWEST FOUNDATION LIMITED
BDELTA VESSEL NO 1 PTY LTD
BDELTA VESSEL NO 2 PTY LTD
BDELTA VESSEL NO 3 PTY LTD
BDELTA VESSEL NO 4 PTY LTD
BOCOMMLIFE INSURANCE COMPANY LIMITED
BOND INVESTMENTS NO 1 LIMITED
BOND INVESTMENTS UK LIMITED
BW FINANCIAL ADVICE LIMITED
BW SECURITISATION MANAGEMENT PTY LTD
BWA GROUP SERVICES PTY LTD
BWA INTELLECTUAL PROPERTY HOLDINGS LIMITED
CABLE BEACH PTY LIMITED (PENDING DEREGISTRATION)
CAPITAL 121 PTY LIMITED
CARDS NZ LIMITED
CBA (EUROPE) FINANCE LTD
CBA A319 4624 PTY LIMITED
CBA A319 4635 PTY LIMITED
CBA A320 4077 PTY LTD
CBA A320 4948 PTY LIMITED
CBA A320 5156 PTY LIMITED
CBA A320 5249 PTY LTD
CBA A320 5289 PTY LTD
CBA A320 5638 PTY LTD
CBA A320 6749 PTY LIMITED
CBA A320 AIRCRAFT NO1 PTY LTD
CBA A330 1427 Pty Ltd
CBA A330 1453 PTY LIMITED
CBA AIR A320 2714 PTY LIMITED
CBA AIR PTY LTD
CBA ASSET FINANCE (NZ) LIMITED
CBA ASSET HOLDINGS (NZ) LIMITED
CBA B377 37091 PTY LTD
CBA B738 39822 PTY LIMITED
CBA CAPITAL AUSTRALIA (NO 2) PTY LIMITED
(pending deregistration 23/10/15)
CBA CAPITAL AUSTRALIA PTY LIMITED
CBA CAPITAL HOLDINGS INC.
CBA CAPITAL TRUST I
CBA CAPITAL TRUST II
CBA CORPORATE SERVICES (NSW) PTY LIMITED
CBA CORPORATE SERVICES (VIC) PTY LIMITED
CBA EQUITIES LIMITED
CBA EUROPE LIMITED
CBA FUNDING (NZ) LIMITED
CBA FUNDING HOLDINGS PTY LTD
CBA FUNDING TRUST I
CBA INTERNATIONAL FINANCE PTY. LIMITED
CBA INTERNATIONAL FINANCIAL SERVICES LIMITED (formerly known as COMMBANK MANAGEMENT CONSULTING (ASIA) COMPANY LIMITED)
CBA INVESTMENTS (NO.4) LIMITED
CBA IT CO PTY LIMITED
CBA MTE RAIL COMPANY PTY LIMITED
CBA NZ HOLDING LIMITED
CBA RAIL & TRAM COMPANY PTY LIMITED
CBA REAL ESTATE FUNDING (NZ) LIMITED
CBA SA HOLDINGS PROPRIETARY LIMITED
CBA SERVICES SINGAPORE PTE LTD
CBA SPECIALISED FINANCING PTY LIMITED
CBA STAFF COMMUNITY FUND LIMITED
CBA USD FUNDING LIMITED
CBA USD INVESTMENTS PTY LIMITED
CBFC LEASING PTY. LIMITED
CBFC LIMITED
CFS Newham Limited
CFSPAI EUROPE CO LIMITED (formerly known as CFSPAI MALTA CO LIMITED)

CFSPAI EUROPE HOLDCO LIMITED (formerly known
as CFSPAI MALTA HOLDCO LIMITED)
CHRISTMAS BREAK PTY LTD
CHULLORA EQUITY INVESTMENT (NO 1) PTY
LIMITED
CHULLORA EQUITY INVESTMENT (NO 2) PTY
LIMITED
CHULLORA EQUITY INVESTMENT (NO 3) PTY
LIMITED
CIPL ARARAT PTY LTD
CIPL SA SCHOOLS PTY LTD
CISL (HAZELWOOD) PTY. LIMITED
CM-SOMERTON PTY. LTD.
CMG ASIA LIFE HOLDINGS LIMITED
CMG ASIA PTY LTD
COLLATERAL LEASING PTY LTD
Colonial (UK) Trustees Limited
COLONIAL FIRST STATE ASSET MANAGEMENT
(AUSTRALIA) LIMITED
COLONIAL FIRST STATE GROUP LIMITED
COLONIAL FIRST STATE INFRASTRUCTURE
HOLDINGS LIMITED
COLONIAL FIRST STATE INFRASTRUCTURE
MANAGERS (AUSTRALIA) PTY LTD
Colonial First State Investment Managers (UK) Limited
COLONIAL FIRST STATE INVESTMENTS (NZ)
LIMITED (PENDING DEREGISTRATION)
COLONIAL FIRST STATE INVESTMENTS LIMITED
COLONIAL FIRST STATE MANAGED
INFRASTRUCTURE LIMITED
COLONIAL HOLDING COMPANY LIMITED
COLONIAL MUTUAL SUPERANNUATION PTY. LTD.
COLONIAL SERVICES PTY LIMITED
COMMBANK EUROPE LIMITED
COMMBANK MANAGEMENT CONSULTING
(SHANGHAI) COMPANY LIMITED
COMM CAPITAL S.A.R.L
COMM FOUNDATION PTY LIMITED
COMM INTERNATIONAL LIMITED
COMMONWEALTH AUSTRALIA SECURITIES LLC
COMMONWEALTH BANK OF AUSTRALIA
COMMONWEALTH BANK OF AUSTRALIA
(CHENG'AN) COUNTY BANK CO. LTD.
COMMONWEALTH BANK OF AUSTRALIA (CIXIAN)
COUNTY BANK CO. LTD
COMMONWEALTH BANK OF AUSTRALIA
(DENG FENG) COUNTY BANK CO. LTD
COMMONWEALTH BANK OF AUSTRALIA
(HANDANXIAN) COUNTY BANK CO. LTD.
COMMONWEALTH BANK OF AUSTRALIA (JIYUAN)
COUNTY BANK CO. LTD
COMMONWEALTH BANK OF AUSTRALIA (LANKAO)
COUNTY BANK CO. LTD
COMMONWEALTH BANK OF AUSTRALIA
(LUANCHENG) COUNTY BANK CO. LTD
COMMONWEALTH BANK OF AUSTRALIA (MIANCHI)
COUNTY BANK CO. LTD
COMMONWEALTH BANK OF AUSTRALIA (SHEXIAN)
COUNTY BANK CO. LTD
COMMONWEALTH BANK OF AUSTRALIA (UK)
STAFF BENEFITS SCHEME TRUSTEE COMPANY

LIMITED
COMMONWEALTH BANK OF AUSTRALIA (WEIXIAN)
COUNTY BANK CO. LTD.
COMMONWEALTH BANK OF AUSTRALIA
(WENXIAN) COUNTY BANK CO. LTD
COMMONWEALTH BANK OF AUSTRALIA (XINJI)
COUNTY BANK CO. LTD
COMMONWEALTH BANK OF AUSTRALIA
(YICHUAN) COUNTY BANK CO. LTD
COMMONWEALTH BANK OF AUSTRALIA
(YONGCHENG) COUNTY BANK CO. LTD
COMMONWEALTH BANK OF AUSTRALIA
(YONGNIAN) COUNTY BANK CO. LTD
COMMONWEALTH BANK OFFICERS
SUPERANNUATION CORPORATION PTY LIMITED
Commonwealth Custodial Services Pty Ltd
COMMONWEALTH DEVELOPMENT BANK OF
AUSTRALIA PTY LIMITED
COMMONWEALTH FINANCIAL PLANNING LIMITED
COMMONWEALTH INSURANCE HOLDINGS LIMITED
COMMONWEALTH INSURANCE LIMITED
COMMONWEALTH INVESTMENTS PTY LIMITED
COMMONWEALTH PRIVATE LIMITED
COMMONWEALTH SECURITIES LIMITED
COMMONWEALTH INTERNATIONAL HOLDINGS PTY
LIMITED
COMSEC NOMINEES PTY LIMITED
CORE EQUITY SERVICES NOMINEES PTY LIMITED
COUNT FINANCE PTY LIMITED (PENDING
DEREGISTRATION AS AT 25/09/2015)
COUNT FINANCIAL LIMITED
CRYSTAL AVENUE PTY LIMITED
CTB AUSTRALIA LIMITED
ELLAS CONTAINER SHIP COMPANY 1 PTY LIMITED
ELLAS CONTAINER SHIP COMPANY 2 PTY LIMITED
EMERALD HOLDING COMPANY PTY LIMITED
EQUIGROUP HOLDINGS PTY LIMITED
FINANCIAL WISDOM LIMITED
FINCONNECT (AUSTRALIA) PTY LTD
FIRST STATE CINDA FUND MANAGEMENT
COMPANY LIMITED
First State Diversified Hedge Fund Limited
First State European Diversified Infrastructure Sarl
First State Funds Plc
First State Global Umbrella Fund Public Limited
Company
First State Hedge Funds SPC Limited
FIRST STATE INFRASTRUCTURE MANAGERS
(INTERNATIONAL) LIMITED
First State Infrastructure S.à r.l.
First State Investment Management (UK) Limited
FIRST STATE INVESTMENT MANAGERS (ASIA)
LIMITED
First State Investment Services (UK) Limited
FIRST STATE INVESTMENTS (HONG KONG)
LIMITED
FIRST STATE INVESTMENTS (JAPAN) LIMITED
FIRST STATE INVESTMENTS (NZ) LIMITED
FIRST STATE INVESTMENTS (SINGAPORE)
First State Investments (UK Holdings) Limited
First State Investments (UK) Limited


FIRST STATE INVESTMENTS (US) LLC
First State Investments Fund Management Sarl
First State Investments GIP Management Sarl
FIRST STATE INVESTMENTS GLOBAL RESOURCES
LONG SHORT MASTER FUND LIMITED (PENDING
DEREGISTRATION)
FIRST STATE INVESTMENTS HOLDINGS
(SINGAPORE) LIMITED
First State Investments ICVC
First State Investments International Inc
First State Investments International Limited
FIRST STATE NOMINEES (HONG KONG) LIMITED
FSIB LTD (formerly known as FIRST STATE
INVESTMENTS (BERMUDA) LIMITED)
FSIC Limited (formerly known as First State
Investments (Cayman) Limited)
GT USD FUNDING PTY LIMITED
HAZELWOOD INVESTMENT COMPANY PTY
LIMITED
HOMEPATH PTY LIMITED
INVERLOCH LEASING PTY LIMITED
INVESTMENT CUSTODIAL SERVICES LIMITED
INVESTOR SECURITIES PTY LTD
INVESTORWEB.COM. PTY LIMITED
IWL BROKING SOLUTIONS LIMITED
IWL LIMITED
JACQUES MARTIN ADMINISTRATION AND
CONSULTING PTY LTD
JACQUES MARTIN PTY. LTD.
LOFT NO 1 PTY LIMITED
LOFT NO 2 PTY LIMITED
LOFT NO.3 PTY LIMITED
MIS FUNDING NO.1 PTY LIMITED
MORTGAGE HOLDING TRUST COMPANY LIMITED
MTE DEBT VEHICLE PTY LTD
MTE LESSOR 1 PTY LTD
MTE LESSOR 2 PTY LTD
MTE LESSOR 3 PTY LTD
MTE LESSOR 4 PTY LTD
MTE LESSOR 5 PTY LTD
MTE NOMINEE PARTNER PTY LTD
NETSHARE NOMINEES PTY LTD
NEWPORT LIMITED
NIMITZ NOMINEES PTY LIMITED
ORE & OVERBURDEN PTY LIMITED
PREFERRED CAPITAL LIMITED
PREMIUM ALTERNATIVE INVESTMENTS PTY
LIMITED
PREMIUM CUSTODY SERVICES PTY LTD
PREMIUM PLANTATIONS PTY LIMITED
PREMIUM PLANTATIONS SERVICES PTY LTD
PT BANK COMMONWEALTH
PT COMMONWEALTH LIFE
PT FIRST STATE INVESTMENTS INDONESIA
QILU BANK CO. LTD.
REALINDEX INVESTMENTS PTY LIMITED
RELIANCE ACHIEVER PTY LIMITED
RESIDENTIAL MORTGAGE GROUP PTY LTD
ROCK & RUBBLE (DEBT VEHICLE) PTY LIMITED
ROCK & RUBBLE (EXISTING) PTY LIMITED
ROCK & RUBBLE (NEW) PTY LIMITED

SAF MINING NO.2 PTY LIMITED
SAF Mining No1 Pty Limited
SAFE NO1 PTY LTD
SAFE NO17 PTY LIMITED
SAFE NO2 PTY LTD
SAFE NO3 PTY LTD
SAFE NO4 PTY LIMITED
SAFE NO9 PTY LIMITED
SAFE USD HOLDINGS PTY LTD
SBN NOMINEES PTY. LIMITED
SECURITISATION ADVISORY SERVICES PTY.
LIMITED
SECURITISATION MANAGEMENT SERVICES
LIMITED
SECURITY HOLDING INVESTMENT ENTITY LINKING
DEALS LIMITED
SENBARY PTY LIMITED
SHARE DIRECT NOMINEES PTY LIMITED
SHARE INVESTMENTS PTY LIMITED
SI Holdings Limited
SIF RAILWAY NO.1 PTY LIMITED
SIF RAILWAY NO.2 PTY LIMITED
SOVEREIGN ASSURANCE COMPANY LIMITED
SOVEREIGN SERVICES LIMITED
SOVEREIGN SUPERANNUATION FUNDS LIMITED
SOVEREIGN SUPERANNUATION TRUSTEES
LIMITED
ST ANDREW'S AUSTRALIA PTY LTD
STATE NOMINEES LTD
SWAN SECURITISATION FINANCE PTY LIMITED (IN
LIQUIDATION)
SWAN SECURITISATION INVESTMENTS PTY LTD
(IN LIQUIDATION)
T.W. CUSTODIANS LIMITED
TANKSTREAM RAIL (BY - 1) PTY LIMITED
TANKSTREAM RAIL (BY - 2) PTY LIMITED
TANKSTREAM RAIL (BY - 3) PTY LIMITED
TANKSTREAM RAIL (BY - 4) PTY LIMITED
TANKSTREAM RAIL (SW - 1) PTY LIMITED
TANKSTREAM RAIL (SW - 2) PTY LIMITED
TANKSTREAM RAIL (SW - 3) PTY LIMITED
TANKSTREAM RAIL (SW - 4) PTY LIMITED
TANKSTREAM RAIL (VICTORIA) PTY LIMITED
THE COLONIAL MUTUAL LIFE ASSURANCE
SOCIETY LIMITED
TOTAL KEEN INVESTMENT LIMITED
TYME CAPITAL PROPRIETARY LIMITED
TYME INFIELD PROPRIETARY LIMITED
TYME INTELLECTUAL PROPERTIES PROPRIETARY
LIMITED
TYME INVESTMENTS PROPRIETARY LIMITED
TYME TECHNICAL SOLUTIONS PROPRIETARY
LIMITED
VATOSCAN PROPRIETARY LIMITED
VH-VZF PTY LTD
VH-VZG PTY LTD
VH-VZH PTY LTD
VIETNAM INTERNATIONAL BANK (VIETNAM
INTERNATIONAL COMMERCIAL JOINT STOCK
BANK)

VIPRO PTY LIMITED
WESTSIDE PROPERTIES LIMITED

Annexure B

This is annexure B referred to in Form 603, Notice of initial substantial holder dated **23/11/2015**



Carla Collingwood Company Secretary Dated the 26 November 2015

Commonwealth Bank Officers Superannuation Corporation Pty Limited ACN 074 519 798

| Holder of relevant interest | Date of acquisition | Consideration Cash | Consideration Non-Cash | Class and number of securities |
|--|----------------------------|--------------------|------------------------|--------------------------------|
| Commonwealth Bank Officers Superannuation Corporation Pty Limited ACN 074 519 798 | Tuesday, 29 September 2015 | 80,617.36 | | 51,267 Ordinary shares |
| Commonwealth Bank Officers Superannuation Corporation Pty Limited ACN 074 519 798 | Wednesday, 14 October 2015 | 87,886.28 | | 55,008 Ordinary shares |

CBA Equities Limited ACN 003 485 952

| Holder of relevant interest | Date of acquisition | Consideration Cash | Consideration Non-Cash | Class and number of securities |
|---|-----------------------------|--------------------|------------------------|--|
| CBA Equities Limited ACN 003 485 952 | Monday, 31 August 2015 | N/A | | 54,056 Ordinary shares (borrowed from Citigroup Global Markets Australia Pty Ltd, see Annexure C) |
| CBA Equities Limited ACN 003 485 952 | Monday, 16 November 2015 | N/A | | 103,308 Ordinary shares (borrowed from Citigroup Global Markets Australia Pty Ltd, see Annexure C) |
| CBA Equities Limited ACN 003 485 952 | Friday, 4 September 2015 | N/A | | 103,788 Ordinary shares (borrowed from Macquarie Bank Limited, see Annexure C) |
| CBA Equities Limited ACN 003 485 952 | Tuesday, 22 September 2015 | N/A | | 51,853 Ordinary shares (borrowed from Macquarie Bank Limited, see Annexure C) |
| CBA Equities Limited ACN 003 485 952 | Wednesday, 11 November 2015 | N/A | | 102,090 Ordinary shares (borrowed from Macquarie Bank Limited, see Annexure C) |

| | | | | |
|---|----------------------------|-----------|--|--|
| CBA Equities Limited ACN 003 485 952 | Wednesday, 22 July 2015 | N/A | | 205,323 Ordinary shares (borrowed from Barclays Capital Securities Ltd, see Annexure C) |
| CBA Equities Limited ACN 003 485 952 | Thursday, 23 July 2015 | N/A | | 52,636 Ordinary shares (borrowed from Barclays Capital Securities Ltd, see Annexure C) |
| CBA Equities Limited ACN 003 485 952 | Wednesday, 22 July 2015 | 2,010.00 | | 1,340 Ordinary shares |
| CBA Equities Limited ACN 003 485 952 | Wednesday, 22 July 2015 | 2,140.50 | | 1,427 Ordinary shares |
| CBA Equities Limited ACN 003 485 952 | Wednesday, 22 July 2015 | 3.00 | | 2 Ordinary shares |
| CBA Equities Limited ACN 003 485 952 | Wednesday, 22 July 2015 | 1,314.00 | | 876 Ordinary shares |
| CBA Equities Limited ACN 003 485 952 | Wednesday, 22 July 2015 | 4,894.50 | | 3,263 Ordinary shares |
| CBA Equities Limited ACN 003 485 952 | Wednesday, 22 July 2015 | 604.50 | | 403 Ordinary shares |
| CBA Equities Limited ACN 003 485 952 | Wednesday, 22 July 2015 | 26,250.00 | | 17,500 Ordinary shares |
| CBA Equities Limited ACN 003 485 952 | Wednesday, 22 July 2015 | 8,593.50 | | 5,729 Ordinary shares |
| CBA Equities Limited ACN 003 485 952 | Wednesday, 22 July 2015 | 964.50 | | 643 Ordinary shares |
| CBA Equities Limited ACN 003 485 952 | Wednesday, 22 July 2015 | 2,955.00 | | 1,970 Ordinary shares |
| CBA Equities Limited ACN 003 485 952 | Wednesday, 22 July 2015 | 346.50 | | 231 Ordinary shares |
| CBA Equities Limited ACN 003 485 952 | Wednesday, 22 July 2015 | 495.00 | | 330 Ordinary shares |
| CBA Equities Limited ACN 003 485 952 | Wednesday, 22 July 2015 | 309.00 | | 206 Ordinary shares |
| CBA Equities Limited ACN 003 485 952 | Wednesday, 22 July 2015 | 238.50 | | 159 Ordinary shares |
| CBA Equities Limited ACN 003 485 952 | Wednesday, 22 July 2015 | 1,279.50 | | 853 Ordinary shares |

| | | | | |
|---|----------------------------|-----------|--|------------------------|
| CBA Equities Limited ACN 003 485 952 | Wednesday, 22 July 2015 | 1,495.50 | | 997 Ordinary shares |
| CBA Equities Limited ACN 003 485 952 | Wednesday, 22 July 2015 | 396.00 | | 264 Ordinary shares |
| CBA Equities Limited ACN 003 485 952 | Wednesday, 22 July 2015 | 99.00 | | 66 Ordinary shares |
| CBA Equities Limited ACN 003 485 952 | Wednesday, 22 July 2015 | 3,168.00 | | 2,112 Ordinary shares |
| CBA Equities Limited ACN 003 485 952 | Wednesday, 22 July 2015 | 5,403.00 | | 3,602 Ordinary shares |
| CBA Equities Limited ACN 003 485 952 | Wednesday, 22 July 2015 | 1,392.00 | | 928 Ordinary shares |
| CBA Equities Limited ACN 003 485 952 | Wednesday, 22 July 2015 | 10.50 | | 7 Ordinary shares |
| CBA Equities Limited ACN 003 485 952 | Wednesday, 22 July 2015 | 1.50 | | 1 Ordinary shares |
| CBA Equities Limited ACN 003 485 952 | Thursday, 23 July 2015 | 509.35 | | 339 Ordinary shares |
| CBA Equities Limited ACN 003 485 952 | Thursday, 23 July 2015 | 4,004.16 | | 2,665 Ordinary shares |
| CBA Equities Limited ACN 003 485 952 | Thursday, 23 July 2015 | 803.84 | | 535 Ordinary shares |
| CBA Equities Limited ACN 003 485 952 | Thursday, 23 July 2015 | 803.84 | | 535 Ordinary shares |
| CBA Equities Limited ACN 003 485 952 | Thursday, 23 July 2015 | 1,194.49 | | 795 Ordinary shares |
| CBA Equities Limited ACN 003 485 952 | Thursday, 23 July 2015 | 1,962.00 | | 1,308 Ordinary shares |
| CBA Equities Limited ACN 003 485 952 | Thursday, 23 July 2015 | 26,925.00 | | 17,950 Ordinary shares |
| CBA Equities Limited ACN 003 485 952 | Thursday, 23 July 2015 | 64,714.50 | | 43,143 Ordinary shares |
| CBA Equities Limited ACN 003 485 952 | Monday, 27 July 2015 | 5,064.64 | | 3,332 Ordinary shares |
| CBA Equities Limited ACN 003 485 952 | Tuesday, 28 July 2015 | 8,301.28 | | 5,373 Ordinary shares |
| CBA Equities Limited | Tuesday, 28 July 2015 | 525.30 | | 340 Ordinary shares |

| | | | | |
|---|----------------------------|-----------|--|------------------------|
| ACN 003 485 952 | | | | |
| CBA Equities Limited ACN 003 485 952 | Tuesday, 28 July 2015 | 24.72 | | 16 Ordinary shares |
| CBA Equities Limited ACN 003 485 952 | Tuesday, 28 July 2015 | 5,149.48 | | 3,333 Ordinary shares |
| CBA Equities Limited ACN 003 485 952 | Tuesday, 28 July 2015 | 5,146.39 | | 3,331 Ordinary shares |
| CBA Equities Limited ACN 003 485 952 | Tuesday, 28 July 2015 | 4,177.39 | | 2,665 Ordinary shares |
| CBA Equities Limited ACN 003 485 952 | Tuesday, 28 July 2015 | 821.37 | | 524 Ordinary shares |
| CBA Equities Limited ACN 003 485 952 | Tuesday, 28 July 2015 | 183.42 | | 115 Ordinary shares |
| CBA Equities Limited ACN 003 485 952 | Tuesday, 28 July 2015 | 6,292.27 | | 3,945 Ordinary shares |
| CBA Equities Limited ACN 003 485 952 | Tuesday, 28 July 2015 | 5,861.63 | | 3,675 Ordinary shares |
| CBA Equities Limited ACN 003 485 952 | Tuesday, 28 July 2015 | 9,880.54 | | 6,185 Ordinary shares |
| CBA Equities Limited ACN 003 485 952 | Tuesday, 28 July 2015 | 4,924.42 | | 3,102 Ordinary shares |
| CBA Equities Limited ACN 003 485 952 | Tuesday, 28 July 2015 | 823.99 | | 524 Ordinary shares |
| CBA Equities Limited ACN 003 485 952 | Tuesday, 28 July 2015 | 581.54 | | 371 Ordinary shares |
| CBA Equities Limited ACN 003 485 952 | Tuesday, 28 July 2015 | 2,021.60 | | 1,330 Ordinary shares |
| CBA Equities Limited ACN 003 485 952 | Wednesday, 29 July 2015 | 1,796.72 | | 1,214 Ordinary shares |
| CBA Equities Limited ACN 003 485 952 | Wednesday, 29 July 2015 | 5,174.08 | | 3,496 Ordinary shares |
| CBA Equities Limited ACN 003 485 952 | Wednesday, 29 July 2015 | 37.00 | | 25 Ordinary shares |
| CBA Equities Limited ACN 003 485 952 | Wednesday, 29 July 2015 | 16,854.24 | | 11,388 Ordinary shares |
| CBA Equities Limited ACN 003 485 952 | Wednesday, 29 July 2015 | 7,904.68 | | 5,341 Ordinary shares |

| | | | | |
|---|----------------------------|----------|--|-----------------------|
| CBA Equities Limited ACN 003 485 952 | Wednesday, 29 July 2015 | 3.00 | | 2 Ordinary shares |
| CBA Equities Limited ACN 003 485 952 | Wednesday, 29 July 2015 | 314.02 | | 209 Ordinary shares |
| CBA Equities Limited ACN 003 485 952 | Wednesday, 29 July 2015 | 497.33 | | 331 Ordinary shares |
| CBA Equities Limited ACN 003 485 952 | Wednesday, 29 July 2015 | 117.19 | | 78 Ordinary shares |
| CBA Equities Limited ACN 003 485 952 | Wednesday, 29 July 2015 | 256.93 | | 171 Ordinary shares |
| CBA Equities Limited ACN 003 485 952 | Wednesday, 29 July 2015 | 79.63 | | 53 Ordinary shares |
| CBA Equities Limited ACN 003 485 952 | Wednesday, 29 July 2015 | 16.53 | | 11 Ordinary shares |
| CBA Equities Limited ACN 003 485 952 | Wednesday, 29 July 2015 | 57.09 | | 38 Ordinary shares |
| CBA Equities Limited ACN 003 485 952 | Wednesday, 29 July 2015 | 951.08 | | 633 Ordinary shares |
| CBA Equities Limited ACN 003 485 952 | Wednesday, 29 July 2015 | 1,711.35 | | 1,139 Ordinary shares |
| CBA Equities Limited ACN 003 485 952 | Wednesday, 29 July 2015 | 1,301.17 | | 866 Ordinary shares |
| CBA Equities Limited ACN 003 485 952 | Wednesday, 29 July 2015 | 66.11 | | 44 Ordinary shares |
| CBA Equities Limited ACN 003 485 952 | Wednesday, 29 July 2015 | 295.99 | | 197 Ordinary shares |
| CBA Equities Limited ACN 003 485 952 | Wednesday, 29 July 2015 | 28.55 | | 19 Ordinary shares |
| CBA Equities Limited ACN 003 485 952 | Wednesday, 29 July 2015 | 46.58 | | 31 Ordinary shares |
| CBA Equities Limited ACN 003 485 952 | Wednesday, 29 July 2015 | 742.24 | | 494 Ordinary shares |
| CBA Equities Limited ACN 003 485 952 | Wednesday, 29 July 2015 | 653.59 | | 435 Ordinary shares |
| CBA Equities Limited ACN 003 485 952 | Wednesday, 29 July 2015 | 1,344.74 | | 895 Ordinary shares |
| CBA Equities Limited | Wednesday, 29 July | 65.45 | | 44 Ordinary shares |

| | | | | |
|---|----------------------------|----------|--|-----------------------|
| ACN 003 485 952 | 2015 | | | |
| CBA Equities Limited ACN 003 485 952 | Wednesday, 29 July 2015 | 179.38 | | 121 Ordinary shares |
| CBA Equities Limited ACN 003 485 952 | Wednesday, 29 July 2015 | 3,771.48 | | 2,544 Ordinary shares |
| CBA Equities Limited ACN 003 485 952 | Wednesday, 29 July 2015 | 7.39 | | 5 Ordinary shares |
| CBA Equities Limited ACN 003 485 952 | Wednesday, 29 July 2015 | 161.05 | | 109 Ordinary shares |
| CBA Equities Limited ACN 003 485 952 | Wednesday, 29 July 2015 | 468.37 | | 317 Ordinary shares |
| CBA Equities Limited ACN 003 485 952 | Wednesday, 29 July 2015 | 328.01 | | 222 Ordinary shares |
| CBA Equities Limited ACN 003 485 952 | Wednesday, 29 July 2015 | 82.74 | | 56 Ordinary shares |
| CBA Equities Limited ACN 003 485 952 | Wednesday, 29 July 2015 | 135.93 | | 92 Ordinary shares |
| CBA Equities Limited ACN 003 485 952 | Wednesday, 29 July 2015 | 335.39 | | 227 Ordinary shares |
| CBA Equities Limited ACN 003 485 952 | Wednesday, 29 July 2015 | 230.49 | | 156 Ordinary shares |
| CBA Equities Limited ACN 003 485 952 | Wednesday, 29 July 2015 | 115.25 | | 78 Ordinary shares |
| CBA Equities Limited ACN 003 485 952 | Wednesday, 29 July 2015 | 750.57 | | 508 Ordinary shares |
| CBA Equities Limited ACN 003 485 952 | Wednesday, 29 July 2015 | 76.83 | | 52 Ordinary shares |
| CBA Equities Limited ACN 003 485 952 | Wednesday, 29 July 2015 | 1,035.00 | | 690 Ordinary shares |
| CBA Equities Limited ACN 003 485 952 | Wednesday, 29 July 2015 | 250.92 | | 167 Ordinary shares |
| CBA Equities Limited ACN 003 485 952 | Wednesday, 29 July 2015 | 84.14 | | 56 Ordinary shares |
| CBA Equities Limited ACN 003 485 952 | Wednesday, 29 July 2015 | 341.07 | | 227 Ordinary shares |
| CBA Equities Limited ACN 003 485 952 | Wednesday, 29 July 2015 | 6.01 | | 4 Ordinary shares |

| | | | | |
|---|----------------------------|----------|--|-----------------------|
| CBA Equities Limited ACN 003 485 952 | Wednesday, 29 July 2015 | 151.75 | | 101 Ordinary shares |
| CBA Equities Limited ACN 003 485 952 | Wednesday, 29 July 2015 | 193.82 | | 129 Ordinary shares |
| CBA Equities Limited ACN 003 485 952 | Wednesday, 29 July 2015 | 551.42 | | 367 Ordinary shares |
| CBA Equities Limited ACN 003 485 952 | Wednesday, 29 July 2015 | 4.51 | | 3 Ordinary shares |
| CBA Equities Limited ACN 003 485 952 | Wednesday, 29 July 2015 | 295.99 | | 197 Ordinary shares |
| CBA Equities Limited ACN 003 485 952 | Wednesday, 29 July 2015 | 380.26 | | 251 Ordinary shares |
| CBA Equities Limited ACN 003 485 952 | Wednesday, 29 July 2015 | 1,634.68 | | 1,079 Ordinary shares |
| CBA Equities Limited ACN 003 485 952 | Wednesday, 29 July 2015 | 241.28 | | 159 Ordinary shares |
| CBA Equities Limited ACN 003 485 952 | Wednesday, 29 July 2015 | 42.49 | | 28 Ordinary shares |
| CBA Equities Limited ACN 003 485 952 | Wednesday, 29 July 2015 | 25.80 | | 17 Ordinary shares |
| CBA Equities Limited ACN 003 485 952 | Wednesday, 29 July 2015 | 59.18 | | 39 Ordinary shares |
| CBA Equities Limited ACN 003 485 952 | Wednesday, 29 July 2015 | 24.28 | | 16 Ordinary shares |
| CBA Equities Limited ACN 003 485 952 | Wednesday, 29 July 2015 | 88.02 | | 58 Ordinary shares |
| CBA Equities Limited ACN 003 485 952 | Wednesday, 29 July 2015 | 282.26 | | 186 Ordinary shares |
| CBA Equities Limited ACN 003 485 952 | Wednesday, 29 July 2015 | 68.29 | | 45 Ordinary shares |
| CBA Equities Limited ACN 003 485 952 | Wednesday, 29 July 2015 | 16.69 | | 11 Ordinary shares |
| CBA Equities Limited ACN 003 485 952 | Wednesday, 29 July 2015 | 18.21 | | 12 Ordinary shares |
| CBA Equities Limited ACN 003 485 952 | Wednesday, 29 July 2015 | 160.86 | | 106 Ordinary shares |
| CBA Equities Limited | Wednesday, 29 July | 124.44 | | 82 Ordinary shares |

| | | | | |
|---|----------------------------|----------|--|-----------------------|
| ACN 003 485 952 | 2015 | | | |
| CBA Equities Limited ACN 003 485 952 | Wednesday, 29 July 2015 | 3,818.60 | | 2,504 Ordinary shares |
| CBA Equities Limited ACN 003 485 952 | Wednesday, 29 July 2015 | 1,084.77 | | 709 Ordinary shares |
| CBA Equities Limited ACN 003 485 952 | Wednesday, 29 July 2015 | 163.71 | | 107 Ordinary shares |
| CBA Equities Limited ACN 003 485 952 | Wednesday, 29 July 2015 | 444.43 | | 290 Ordinary shares |
| CBA Equities Limited ACN 003 485 952 | Wednesday, 29 July 2015 | 239.07 | | 156 Ordinary shares |
| CBA Equities Limited ACN 003 485 952 | Wednesday, 29 July 2015 | 787.71 | | 514 Ordinary shares |
| CBA Equities Limited ACN 003 485 952 | Wednesday, 29 July 2015 | 583.88 | | 381 Ordinary shares |
| CBA Equities Limited ACN 003 485 952 | Wednesday, 29 July 2015 | 291.18 | | 190 Ordinary shares |
| CBA Equities Limited ACN 003 485 952 | Wednesday, 29 July 2015 | 355.54 | | 232 Ordinary shares |
| CBA Equities Limited ACN 003 485 952 | Wednesday, 29 July 2015 | 15.32 | | 10 Ordinary shares |
| CBA Equities Limited ACN 003 485 952 | Wednesday, 29 July 2015 | 26.05 | | 17 Ordinary shares |
| CBA Equities Limited ACN 003 485 952 | Wednesday, 29 July 2015 | 144.06 | | 94 Ordinary shares |
| CBA Equities Limited ACN 003 485 952 | Wednesday, 29 July 2015 | 157.85 | | 103 Ordinary shares |
| CBA Equities Limited ACN 003 485 952 | Wednesday, 29 July 2015 | 52.10 | | 34 Ordinary shares |
| CBA Equities Limited ACN 003 485 952 | Wednesday, 29 July 2015 | 47.51 | | 31 Ordinary shares |
| CBA Equities Limited ACN 003 485 952 | Wednesday, 29 July 2015 | 1,394.58 | | 910 Ordinary shares |
| CBA Equities Limited ACN 003 485 952 | Wednesday, 29 July 2015 | 447.49 | | 292 Ordinary shares |
| CBA Equities Limited ACN 003 485 952 | Wednesday, 29 July 2015 | 4,420.31 | | 2,875 Ordinary shares |

| | | | | |
|---|----------------------------|----------|--|---------------------|
| CBA Equities Limited ACN 003 485 952 | Wednesday, 29 July 2015 | 155.29 | | 101 Ordinary shares |
| CBA Equities Limited ACN 003 485 952 | Wednesday, 29 July 2015 | 813.34 | | 529 Ordinary shares |
| CBA Equities Limited ACN 003 485 952 | Wednesday, 29 July 2015 | 3.08 | | 2 Ordinary shares |
| CBA Equities Limited ACN 003 485 952 | Wednesday, 29 July 2015 | 6.15 | | 4 Ordinary shares |
| CBA Equities Limited ACN 003 485 952 | Wednesday, 29 July 2015 | 167.59 | | 109 Ordinary shares |
| CBA Equities Limited ACN 003 485 952 | Wednesday, 29 July 2015 | 192.19 | | 125 Ordinary shares |
| CBA Equities Limited ACN 003 485 952 | Wednesday, 29 July 2015 | 801.04 | | 521 Ordinary shares |
| CBA Equities Limited ACN 003 485 952 | Wednesday, 29 July 2015 | 218.33 | | 142 Ordinary shares |
| CBA Equities Limited ACN 003 485 952 | Wednesday, 29 July 2015 | 1,076.25 | | 700 Ordinary shares |
| CBA Equities Limited ACN 003 485 952 | Wednesday, 29 July 2015 | 156.83 | | 102 Ordinary shares |
| CBA Equities Limited ACN 003 485 952 | Wednesday, 29 July 2015 | 39.98 | | 26 Ordinary shares |
| CBA Equities Limited ACN 003 485 952 | Wednesday, 29 July 2015 | 50.74 | | 33 Ordinary shares |
| CBA Equities Limited ACN 003 485 952 | Wednesday, 29 July 2015 | 13.84 | | 9 Ordinary shares |
| CBA Equities Limited ACN 003 485 952 | Wednesday, 29 July 2015 | 146.06 | | 95 Ordinary shares |
| CBA Equities Limited ACN 003 485 952 | Wednesday, 29 July 2015 | 87.64 | | 57 Ordinary shares |
| CBA Equities Limited ACN 003 485 952 | Wednesday, 29 July 2015 | 352.09 | | 229 Ordinary shares |
| CBA Equities Limited ACN 003 485 952 | Wednesday, 29 July 2015 | 21.53 | | 14 Ordinary shares |
| CBA Equities Limited ACN 003 485 952 | Wednesday, 29 July 2015 | 67.65 | | 44 Ordinary shares |
| CBA Equities Limited | Wednesday, 29 July | 152.21 | | 99 Ordinary shares |

| | | | | |
|---|----------------------------|----------|--|-----------------------|
| ACN 003 485 952 | 2015 | | | |
| CBA Equities Limited ACN 003 485 952 | Wednesday, 29 July 2015 | 33.83 | | 22 Ordinary shares |
| CBA Equities Limited ACN 003 485 952 | Wednesday, 29 July 2015 | 2,440.95 | | 1,598 Ordinary shares |
| CBA Equities Limited ACN 003 485 952 | Wednesday, 29 July 2015 | 212.45 | | 140 Ordinary shares |
| CBA Equities Limited ACN 003 485 952 | Wednesday, 29 July 2015 | 854.35 | | 563 Ordinary shares |
| CBA Equities Limited ACN 003 485 952 | Wednesday, 29 July 2015 | 191.21 | | 126 Ordinary shares |
| CBA Equities Limited ACN 003 485 952 | Wednesday, 29 July 2015 | 219.96 | | 141 Ordinary shares |
| CBA Equities Limited ACN 003 485 952 | Wednesday, 29 July 2015 | 1,857.96 | | 1,191 Ordinary shares |
| CBA Equities Limited ACN 003 485 952 | Thursday, 30 July 2015 | 4,029.90 | | 2,660 Ordinary shares |
| CBA Equities Limited ACN 003 485 952 | Thursday, 30 July 2015 | 1,438.39 | | 951 Ordinary shares |
| CBA Equities Limited ACN 003 485 952 | Thursday, 30 July 2015 | 3,123.60 | | 2,055 Ordinary shares |
| CBA Equities Limited ACN 003 485 952 | Thursday, 30 July 2015 | 2,034.90 | | 1,330 Ordinary shares |
| CBA Equities Limited ACN 003 485 952 | Thursday, 30 July 2015 | 3,123.74 | | 2,045 Ordinary shares |
| CBA Equities Limited ACN 003 485 952 | Thursday, 30 July 2015 | 3,118.63 | | 2,045 Ordinary shares |
| CBA Equities Limited ACN 003 485 952 | Thursday, 30 July 2015 | 191.84 | | 126 Ordinary shares |
| CBA Equities Limited ACN 003 485 952 | Thursday, 30 July 2015 | 88.30 | | 58 Ordinary shares |
| CBA Equities Limited ACN 003 485 952 | Thursday, 30 July 2015 | 2,904.93 | | 1,908 Ordinary shares |
| CBA Equities Limited ACN 003 485 952 | Thursday, 30 July 2015 | 1,002.45 | | 652 Ordinary shares |
| CBA Equities Limited ACN 003 485 952 | Thursday, 30 July 2015 | 3,087.30 | | 2,008 Ordinary shares |

| | | | | |
|---|------------------------|----------|--|-----------------------|
| CBA Equities Limited ACN 003 485 952 | Thursday, 30 July 2015 | 3,070.00 | | 2,000 Ordinary shares |
| CBA Equities Limited ACN 003 485 952 | Thursday, 30 July 2015 | 990.07 | | 645 Ordinary shares |
| CBA Equities Limited ACN 003 485 952 | Thursday, 30 July 2015 | 35.25 | | 23 Ordinary shares |
| CBA Equities Limited ACN 003 485 952 | Thursday, 30 July 2015 | 22.99 | | 15 Ordinary shares |
| CBA Equities Limited ACN 003 485 952 | Thursday, 30 July 2015 | 816.82 | | 533 Ordinary shares |
| CBA Equities Limited ACN 003 485 952 | Thursday, 30 July 2015 | 1,368.52 | | 893 Ordinary shares |
| CBA Equities Limited ACN 003 485 952 | Thursday, 30 July 2015 | 646.72 | | 422 Ordinary shares |
| CBA Equities Limited ACN 003 485 952 | Thursday, 30 July 2015 | 162.44 | | 106 Ordinary shares |
| CBA Equities Limited ACN 003 485 952 | Friday, 31 July 2015 | 3,075.00 | | 2,000 Ordinary shares |
| CBA Equities Limited ACN 003 485 952 | Friday, 31 July 2015 | 3,070.00 | | 2,000 Ordinary shares |
| CBA Equities Limited ACN 003 485 952 | Friday, 31 July 2015 | 2,008.30 | | 1,330 Ordinary shares |
| CBA Equities Limited ACN 003 485 952 | Friday, 31 July 2015 | 76.13 | | 50 Ordinary shares |
| CBA Equities Limited ACN 003 485 952 | Friday, 31 July 2015 | 956.22 | | 626 Ordinary shares |
| CBA Equities Limited ACN 003 485 952 | Friday, 31 July 2015 | 134.42 | | 88 Ordinary shares |
| CBA Equities Limited ACN 003 485 952 | Friday, 31 July 2015 | 308.56 | | 202 Ordinary shares |
| CBA Equities Limited ACN 003 485 952 | Friday, 31 July 2015 | 218.43 | | 143 Ordinary shares |
| CBA Equities Limited ACN 003 485 952 | Friday, 31 July 2015 | 10.69 | | 7 Ordinary shares |
| CBA Equities Limited ACN 003 485 952 | Friday, 31 July 2015 | 236.76 | | 155 Ordinary shares |
| CBA Equities Limited | Friday, 31 July 2015 | 4,076.45 | | 2,660 Ordinary shares |

| | | | | |
|---|----------------------|----------|--|-----------------------|
| ACN 003 485 952 | | | | |
| CBA Equities Limited ACN 003 485 952 | Friday, 31 July 2015 | 4,069.80 | | 2,660 Ordinary shares |
| CBA Equities Limited ACN 003 485 952 | Friday, 31 July 2015 | 2,034.90 | | 1,330 Ordinary shares |
| CBA Equities Limited ACN 003 485 952 | Friday, 31 July 2015 | 3,379.16 | | 2,205 Ordinary shares |
| CBA Equities Limited ACN 003 485 952 | Friday, 31 July 2015 | 3,220.65 | | 2,105 Ordinary shares |
| CBA Equities Limited ACN 003 485 952 | Friday, 31 July 2015 | 4,103.05 | | 2,660 Ordinary shares |
| CBA Equities Limited ACN 003 485 952 | Friday, 31 July 2015 | 4,083.10 | | 2,660 Ordinary shares |
| CBA Equities Limited ACN 003 485 952 | Friday, 31 July 2015 | 3,067.31 | | 1,995 Ordinary shares |
| CBA Equities Limited ACN 003 485 952 | Friday, 31 July 2015 | 53.55 | | 35 Ordinary shares |
| CBA Equities Limited ACN 003 485 952 | Friday, 31 July 2015 | 5,706.90 | | 3,730 Ordinary shares |
| CBA Equities Limited ACN 003 485 952 | Friday, 31 July 2015 | 1,530.00 | | 1,000 Ordinary shares |
| CBA Equities Limited ACN 003 485 952 | Friday, 31 July 2015 | 252.45 | | 165 Ordinary shares |
| CBA Equities Limited ACN 003 485 952 | Friday, 31 July 2015 | 4,469.92 | | 2,912 Ordinary shares |
| CBA Equities Limited ACN 003 485 952 | Friday, 31 July 2015 | 749.08 | | 488 Ordinary shares |
| CBA Equities Limited ACN 003 485 952 | Friday, 31 July 2015 | 478.92 | | 312 Ordinary shares |
| CBA Equities Limited ACN 003 485 952 | Friday, 31 July 2015 | 1.53 | | 1 Ordinary shares |
| CBA Equities Limited ACN 003 485 952 | Friday, 31 July 2015 | 913.32 | | 595 Ordinary shares |
| CBA Equities Limited ACN 003 485 952 | Friday, 31 July 2015 | 1,128.22 | | 735 Ordinary shares |
| CBA Equities Limited ACN 003 485 952 | Friday, 31 July 2015 | 2,044.88 | | 1,330 Ordinary shares |

| | | | | |
|---|------------------------|----------|--|-----------------------|
| CBA Equities Limited ACN 003 485 952 | Tuesday, 4 August 2015 | 348.27 | | 228 Ordinary shares |
| CBA Equities Limited ACN 003 485 952 | Tuesday, 4 August 2015 | 3,149.13 | | 2,065 Ordinary shares |
| CBA Equities Limited ACN 003 485 952 | Tuesday, 4 August 2015 | 229.13 | | 150 Ordinary shares |
| CBA Equities Limited ACN 003 485 952 | Tuesday, 4 August 2015 | 208.42 | | 136 Ordinary shares |
| CBA Equities Limited ACN 003 485 952 | Tuesday, 4 August 2015 | 4,089.75 | | 2,660 Ordinary shares |
| CBA Equities Limited ACN 003 485 952 | Tuesday, 4 August 2015 | 4,083.10 | | 2,660 Ordinary shares |
| CBA Equities Limited ACN 003 485 952 | Tuesday, 4 August 2015 | 4,766.07 | | 3,110 Ordinary shares |
| CBA Equities Limited ACN 003 485 952 | Tuesday, 4 August 2015 | 3,936.99 | | 2,569 Ordinary shares |
| CBA Equities Limited ACN 003 485 952 | Tuesday, 4 August 2015 | 44.44 | | 29 Ordinary shares |
| CBA Equities Limited ACN 003 485 952 | Tuesday, 4 August 2015 | 45.98 | | 30 Ordinary shares |
| CBA Equities Limited ACN 003 485 952 | Tuesday, 4 August 2015 | 3,663.44 | | 2,375 Ordinary shares |
| CBA Equities Limited ACN 003 485 952 | Tuesday, 4 August 2015 | 4,083.10 | | 2,660 Ordinary shares |
| CBA Equities Limited ACN 003 485 952 | Tuesday, 4 August 2015 | 1,686.65 | | 1,106 Ordinary shares |
| CBA Equities Limited ACN 003 485 952 | Tuesday, 4 August 2015 | 72.73 | | 47 Ordinary shares |
| CBA Equities Limited ACN 003 485 952 | Tuesday, 4 August 2015 | 63.45 | | 41 Ordinary shares |
| CBA Equities Limited ACN 003 485 952 | Tuesday, 4 August 2015 | 1,104.92 | | 714 Ordinary shares |
| CBA Equities Limited ACN 003 485 952 | Tuesday, 4 August 2015 | 277.00 | | 179 Ordinary shares |
| CBA Equities Limited ACN 003 485 952 | Tuesday, 4 August 2015 | 2,670.99 | | 1,726 Ordinary shares |
| CBA Equities Limited | Tuesday, 4 August 2015 | 3,190.42 | | 2,065 Ordinary shares |

| | | | | |
|---|-----------------------------|-----------|--|------------------------|
| ACN 003 485 952 | | | | |
| CBA Equities Limited ACN 003 485 952 | Tuesday, 4 August 2015 | 3,070.40 | | 2,020 Ordinary shares |
| CBA Equities Limited ACN 003 485 952 | Tuesday, 4 August 2015 | 4,043.20 | | 2,660 Ordinary shares |
| CBA Equities Limited ACN 003 485 952 | Tuesday, 4 August 2015 | 4,036.55 | | 2,660 Ordinary shares |
| CBA Equities Limited ACN 003 485 952 | Tuesday, 4 August 2015 | 22,413.92 | | 14,746 Ordinary shares |
| CBA Equities Limited ACN 003 485 952 | Tuesday, 4 August 2015 | 56,116.88 | | 36,919 Ordinary shares |
| CBA Equities Limited ACN 003 485 952 | Wednesday, 5 August 2015 | 2,923.36 | | 1,936 Ordinary shares |
| CBA Equities Limited ACN 003 485 952 | Wednesday, 5 August 2015 | 2,580.59 | | 1,709 Ordinary shares |
| CBA Equities Limited ACN 003 485 952 | Wednesday, 5 August 2015 | 501.32 | | 332 Ordinary shares |
| CBA Equities Limited ACN 003 485 952 | Wednesday, 5 August 2015 | 501.32 | | 332 Ordinary shares |
| CBA Equities Limited ACN 003 485 952 | Wednesday, 5 August 2015 | 501.32 | | 332 Ordinary shares |
| CBA Equities Limited ACN 003 485 952 | Wednesday, 5 August 2015 | 501.32 | | 332 Ordinary shares |
| CBA Equities Limited ACN 003 485 952 | Wednesday, 5 August 2015 | 501.32 | | 332 Ordinary shares |
| CBA Equities Limited ACN 003 485 952 | Wednesday, 5 August 2015 | 277.84 | | 184 Ordinary shares |
| CBA Equities Limited ACN 003 485 952 | Wednesday, 5 August 2015 | 73.99 | | 49 Ordinary shares |
| CBA Equities Limited ACN 003 485 952 | Wednesday, 5 August 2015 | 501.32 | | 332 Ordinary shares |
| CBA Equities Limited ACN 003 485 952 | Wednesday, 5 August 2015 | 1,990.18 | | 1,318 Ordinary shares |
| CBA Equities Limited ACN 003 485 952 | Wednesday, 5 August 2015 | 1.51 | | 1 Ordinary shares |
| CBA Equities Limited ACN 003 485 952 | Wednesday, 5 August 2015 | 158.55 | | 105 Ordinary shares |

| | | | | |
|---|-----------------------------|----------|--|-----------------------|
| CBA Equities Limited ACN 003 485 952 | Wednesday, 5 August 2015 | 158.55 | | 105 Ordinary shares |
| CBA Equities Limited ACN 003 485 952 | Wednesday, 5 August 2015 | 4.54 | | 3 Ordinary shares |
| CBA Equities Limited ACN 003 485 952 | Wednesday, 5 August 2015 | 71.09 | | 47 Ordinary shares |
| CBA Equities Limited ACN 003 485 952 | Wednesday, 5 August 2015 | 1,680.39 | | 1,111 Ordinary shares |
| CBA Equities Limited ACN 003 485 952 | Wednesday, 5 August 2015 | 420.47 | | 278 Ordinary shares |
| CBA Equities Limited ACN 003 485 952 | Wednesday, 5 August 2015 | 1,483.76 | | 981 Ordinary shares |
| CBA Equities Limited ACN 003 485 952 | Wednesday, 5 August 2015 | 3,854.45 | | 2,540 Ordinary shares |
| CBA Equities Limited ACN 003 485 952 | Wednesday, 5 August 2015 | 3.04 | | 2 Ordinary shares |
| CBA Equities Limited ACN 003 485 952 | Wednesday, 5 August 2015 | 3,031.97 | | 1,998 Ordinary shares |
| CBA Equities Limited ACN 003 485 952 | Wednesday, 5 August 2015 | 4.57 | | 3 Ordinary shares |
| CBA Equities Limited ACN 003 485 952 | Wednesday, 5 August 2015 | 15.23 | | 10 Ordinary shares |
| CBA Equities Limited ACN 003 485 952 | Wednesday, 5 August 2015 | 1,344.37 | | 883 Ordinary shares |
| CBA Equities Limited ACN 003 485 952 | Wednesday, 5 August 2015 | 338.00 | | 222 Ordinary shares |
| CBA Equities Limited ACN 003 485 952 | Wednesday, 5 August 2015 | 66.99 | | 44 Ordinary shares |
| CBA Equities Limited ACN 003 485 952 | Wednesday, 5 August 2015 | 66.99 | | 44 Ordinary shares |
| CBA Equities Limited ACN 003 485 952 | Wednesday, 5 August 2015 | 283.19 | | 186 Ordinary shares |
| CBA Equities Limited ACN 003 485 952 | Wednesday, 5 August 2015 | 50.24 | | 33 Ordinary shares |
| CBA Equities Limited ACN 003 485 952 | Wednesday, 5 August 2015 | 272.53 | | 179 Ordinary shares |
| CBA Equities Limited | Wednesday, 5 August | 97.44 | | 64 Ordinary shares |

| | | | | |
|---|-----------------------------|----------|--|-----------------------|
| ACN 003 485 952 | 2015 | | | |
| CBA Equities Limited ACN 003 485 952 | Wednesday, 5 August 2015 | 424.78 | | 279 Ordinary shares |
| CBA Equities Limited ACN 003 485 952 | Wednesday, 5 August 2015 | 155.29 | | 102 Ordinary shares |
| CBA Equities Limited ACN 003 485 952 | Wednesday, 5 August 2015 | 80.69 | | 53 Ordinary shares |
| CBA Equities Limited ACN 003 485 952 | Wednesday, 5 August 2015 | 62.42 | | 41 Ordinary shares |
| CBA Equities Limited ACN 003 485 952 | Wednesday, 5 August 2015 | 31.97 | | 21 Ordinary shares |
| CBA Equities Limited ACN 003 485 952 | Wednesday, 5 August 2015 | 12.18 | | 8 Ordinary shares |
| CBA Equities Limited ACN 003 485 952 | Wednesday, 5 August 2015 | 25.88 | | 17 Ordinary shares |
| CBA Equities Limited ACN 003 485 952 | Wednesday, 5 August 2015 | 7.61 | | 5 Ordinary shares |
| CBA Equities Limited ACN 003 485 952 | Wednesday, 5 August 2015 | 15.23 | | 10 Ordinary shares |
| CBA Equities Limited ACN 003 485 952 | Wednesday, 5 August 2015 | 57.85 | | 38 Ordinary shares |
| CBA Equities Limited ACN 003 485 952 | Wednesday, 5 August 2015 | 56.33 | | 37 Ordinary shares |
| CBA Equities Limited ACN 003 485 952 | Wednesday, 5 August 2015 | 2,024.93 | | 1,330 Ordinary shares |
| CBA Equities Limited ACN 003 485 952 | Wednesday, 5 August 2015 | 3,516.97 | | 2,310 Ordinary shares |
| CBA Equities Limited ACN 003 485 952 | Wednesday, 5 August 2015 | 3,186.75 | | 2,100 Ordinary shares |
| CBA Equities Limited ACN 003 485 952 | Wednesday, 5 August 2015 | 91.35 | | 60 Ordinary shares |
| CBA Equities Limited ACN 003 485 952 | Wednesday, 5 August 2015 | 102.01 | | 67 Ordinary shares |
| CBA Equities Limited ACN 003 485 952 | Wednesday, 5 August 2015 | 327.34 | | 215 Ordinary shares |
| CBA Equities Limited ACN 003 485 952 | Wednesday, 5 August 2015 | 1,697.59 | | 1,115 Ordinary shares |

| | | | | |
|---|-----------------------------|-----------|--|------------------------|
| CBA Equities Limited ACN 003 485 952 | Wednesday, 5 August 2015 | 3,293.17 | | 2,163 Ordinary shares |
| CBA Equities Limited ACN 003 485 952 | Wednesday, 5 August 2015 | 756.68 | | 497 Ordinary shares |
| CBA Equities Limited ACN 003 485 952 | Thursday, 6 August 2015 | 636.30 | | 420 Ordinary shares |
| CBA Equities Limited ACN 003 485 952 | Thursday, 6 August 2015 | 925.66 | | 611 Ordinary shares |
| CBA Equities Limited ACN 003 485 952 | Thursday, 6 August 2015 | 2,008.30 | | 1,330 Ordinary shares |
| CBA Equities Limited ACN 003 485 952 | Thursday, 6 August 2015 | 1,968.40 | | 1,330 Ordinary shares |
| CBA Equities Limited ACN 003 485 952 | Thursday, 6 August 2015 | 1,984.50 | | 1,350 Ordinary shares |
| CBA Equities Limited ACN 003 485 952 | Thursday, 6 August 2015 | 2,006.00 | | 1,360 Ordinary shares |
| CBA Equities Limited ACN 003 485 952 | Thursday, 6 August 2015 | 1,983.88 | | 1,345 Ordinary shares |
| CBA Equities Limited ACN 003 485 952 | Thursday, 6 August 2015 | 1,972.00 | | 1,360 Ordinary shares |
| CBA Equities Limited ACN 003 485 952 | Thursday, 6 August 2015 | 17,684.20 | | 12,196 Ordinary shares |
| CBA Equities Limited ACN 003 485 952 | Thursday, 6 August 2015 | 11,407.15 | | 7,867 Ordinary shares |
| CBA Equities Limited ACN 003 485 952 | Thursday, 6 August 2015 | 13,986.70 | | 9,646 Ordinary shares |
| CBA Equities Limited ACN 003 485 952 | Thursday, 6 August 2015 | 2,074.95 | | 1,431 Ordinary shares |
| CBA Equities Limited ACN 003 485 952 | Friday, 7 August 2015 | 2,001.60 | | 1,390 Ordinary shares |
| CBA Equities Limited ACN 003 485 952 | Friday, 7 August 2015 | 2,439.36 | | 1,694 Ordinary shares |
| CBA Equities Limited ACN 003 485 952 | Friday, 7 August 2015 | 1,625.76 | | 1,129 Ordinary shares |
| CBA Equities Limited ACN 003 485 952 | Friday, 7 August 2015 | 56.16 | | 39 Ordinary shares |
| CBA Equities Limited | Monday, 10 August | 235.54 | | 163 Ordinary shares |

| | | | | |
|---|------------------------------|-----------|--|------------------------|
| ACN 003 485 952 | 2015 | | | |
| CBA Equities Limited ACN 003 485 952 | Monday, 10 August 2015 | 478.30 | | 331 Ordinary shares |
| CBA Equities Limited ACN 003 485 952 | Monday, 10 August 2015 | 478.30 | | 331 Ordinary shares |
| CBA Equities Limited ACN 003 485 952 | Monday, 10 August 2015 | 478.30 | | 331 Ordinary shares |
| CBA Equities Limited ACN 003 485 952 | Monday, 10 August 2015 | 478.30 | | 331 Ordinary shares |
| CBA Equities Limited ACN 003 485 952 | Monday, 10 August 2015 | 10,028.30 | | 6,940 Ordinary shares |
| CBA Equities Limited ACN 003 485 952 | Monday, 10 August 2015 | 534.65 | | 370 Ordinary shares |
| CBA Equities Limited ACN 003 485 952 | Monday, 10 August 2015 | 1,372.75 | | 950 Ordinary shares |
| CBA Equities Limited ACN 003 485 952 | Monday, 10 August 2015 | 1,966.25 | | 1,375 Ordinary shares |
| CBA Equities Limited ACN 003 485 952 | Tuesday, 11 August 2015 | 5,276.22 | | 3,742 Ordinary shares |
| CBA Equities Limited ACN 003 485 952 | Tuesday, 11 August 2015 | 121.26 | | 86 Ordinary shares |
| CBA Equities Limited ACN 003 485 952 | Tuesday, 11 August 2015 | 11,990.64 | | 8,504 Ordinary shares |
| CBA Equities Limited ACN 003 485 952 | Tuesday, 11 August 2015 | 2,755.14 | | 1,954 Ordinary shares |
| CBA Equities Limited ACN 003 485 952 | Tuesday, 11 August 2015 | 365.30 | | 260 Ordinary shares |
| CBA Equities Limited ACN 003 485 952 | Tuesday, 11 August 2015 | 28,250.33 | | 20,107 Ordinary shares |
| CBA Equities Limited ACN 003 485 952 | Wednesday, 12 August 2015 | 1,946.00 | | 1,390 Ordinary shares |
| CBA Equities Limited ACN 003 485 952 | Thursday, 13 August 2015 | 488.52 | | 354 Ordinary shares |
| CBA Equities Limited ACN 003 485 952 | Thursday, 13 August 2015 | 1,836.78 | | 1,331 Ordinary shares |
| CBA Equities Limited ACN 003 485 952 | Thursday, 13 August 2015 | 456.78 | | 331 Ordinary shares |

| | | | | |
|---|-----------------------------|-----------|--|------------------------|
| CBA Equities Limited ACN 003 485 952 | Thursday, 13 August 2015 | 456.78 | | 331 Ordinary shares |
| CBA Equities Limited ACN 003 485 952 | Thursday, 13 August 2015 | 110.40 | | 80 Ordinary shares |
| CBA Equities Limited ACN 003 485 952 | Thursday, 13 August 2015 | 3,197.93 | | 2,330 Ordinary shares |
| CBA Equities Limited ACN 003 485 952 | Thursday, 13 August 2015 | 2,979.75 | | 2,175 Ordinary shares |
| CBA Equities Limited ACN 003 485 952 | Friday, 14 August 2015 | 7,118.04 | | 5,158 Ordinary shares |
| CBA Equities Limited ACN 003 485 952 | Monday, 17 August 2015 | 106.86 | | 78 Ordinary shares |
| CBA Equities Limited ACN 003 485 952 | Monday, 17 August 2015 | 452.10 | | 330 Ordinary shares |
| CBA Equities Limited ACN 003 485 952 | Monday, 17 August 2015 | 452.10 | | 330 Ordinary shares |
| CBA Equities Limited ACN 003 485 952 | Monday, 17 August 2015 | 1,168.61 | | 853 Ordinary shares |
| CBA Equities Limited ACN 003 485 952 | Monday, 17 August 2015 | 276.74 | | 202 Ordinary shares |
| CBA Equities Limited ACN 003 485 952 | Monday, 17 August 2015 | 4,094.46 | | 2,967 Ordinary shares |
| CBA Equities Limited ACN 003 485 952 | Monday, 17 August 2015 | 300.84 | | 218 Ordinary shares |
| CBA Equities Limited ACN 003 485 952 | Monday, 17 August 2015 | 2,880.06 | | 2,087 Ordinary shares |
| CBA Equities Limited ACN 003 485 952 | Monday, 17 August 2015 | 41,635.98 | | 30,171 Ordinary shares |
| CBA Equities Limited ACN 003 485 952 | Monday, 17 August 2015 | 32,431.38 | | 23,501 Ordinary shares |
| CBA Equities Limited ACN 003 485 952 | Monday, 17 August 2015 | 6,279.00 | | 4,550 Ordinary shares |
| CBA Equities Limited ACN 003 485 952 | Monday, 17 August 2015 | 1,914.06 | | 1,387 Ordinary shares |
| CBA Equities Limited ACN 003 485 952 | Monday, 17 August 2015 | 6,408.72 | | 4,644 Ordinary shares |
| CBA Equities Limited | Tuesday, 18 August | 1,981.00 | | 1,415 Ordinary shares |

| | | | | |
|---|------------------------------|-----------|--|-----------------------|
| ACN 003 485 952 | 2015 | | | |
| CBA Equities Limited ACN 003 485 952 | Tuesday, 18 August 2015 | 4,672.74 | | 3,314 Ordinary shares |
| CBA Equities Limited ACN 003 485 952 | Wednesday, 19 August 2015 | 7,767.43 | | 5,302 Ordinary shares |
| CBA Equities Limited ACN 003 485 952 | Thursday, 20 August 2015 | 1,550.05 | | 1,069 Ordinary shares |
| CBA Equities Limited ACN 003 485 952 | Thursday, 20 August 2015 | 4,539.95 | | 3,131 Ordinary shares |
| CBA Equities Limited ACN 003 485 952 | Thursday, 20 August 2015 | 1,787.85 | | 1,233 Ordinary shares |
| CBA Equities Limited ACN 003 485 952 | Thursday, 20 August 2015 | 379.90 | | 262 Ordinary shares |
| CBA Equities Limited ACN 003 485 952 | Thursday, 20 August 2015 | 60.90 | | 42 Ordinary shares |
| CBA Equities Limited ACN 003 485 952 | Thursday, 20 August 2015 | 7,277.55 | | 5,019 Ordinary shares |
| CBA Equities Limited ACN 003 485 952 | Thursday, 20 August 2015 | 2,041.60 | | 1,408 Ordinary shares |
| CBA Equities Limited ACN 003 485 952 | Thursday, 20 August 2015 | 508.95 | | 351 Ordinary shares |
| CBA Equities Limited ACN 003 485 952 | Thursday, 20 August 2015 | 952.65 | | 657 Ordinary shares |
| CBA Equities Limited ACN 003 485 952 | Thursday, 20 August 2015 | 1,534.10 | | 1,058 Ordinary shares |
| CBA Equities Limited ACN 003 485 952 | Thursday, 20 August 2015 | 2,665.10 | | 1,838 Ordinary shares |
| CBA Equities Limited ACN 003 485 952 | Friday, 21 August 2015 | 180.34 | | 127 Ordinary shares |
| CBA Equities Limited ACN 003 485 952 | Friday, 21 August 2015 | 3,267.42 | | 2,301 Ordinary shares |
| CBA Equities Limited ACN 003 485 952 | Friday, 21 August 2015 | 10,289.32 | | 7,246 Ordinary shares |
| CBA Equities Limited ACN 003 485 952 | Friday, 21 August 2015 | 940.04 | | 662 Ordinary shares |
| CBA Equities Limited ACN 003 485 952 | Friday, 21 August 2015 | 514.04 | | 362 Ordinary shares |

| | | | | |
|---|------------------------------|-----------|--|-----------------------|
| CBA Equities Limited ACN 003 485 952 | Friday, 21 August 2015 | 1,175.76 | | 828 Ordinary shares |
| CBA Equities Limited ACN 003 485 952 | Friday, 21 August 2015 | 93.72 | | 66 Ordinary shares |
| CBA Equities Limited ACN 003 485 952 | Friday, 21 August 2015 | 376.30 | | 265 Ordinary shares |
| CBA Equities Limited ACN 003 485 952 | Friday, 21 August 2015 | 563.74 | | 397 Ordinary shares |
| CBA Equities Limited ACN 003 485 952 | Friday, 21 August 2015 | 2,185.38 | | 1,539 Ordinary shares |
| CBA Equities Limited ACN 003 485 952 | Friday, 21 August 2015 | 3,980.98 | | 2,755 Ordinary shares |
| CBA Equities Limited ACN 003 485 952 | Friday, 21 August 2015 | 4,803.85 | | 3,313 Ordinary shares |
| CBA Equities Limited ACN 003 485 952 | Monday, 24 August 2015 | 1,980.55 | | 1,385 Ordinary shares |
| CBA Equities Limited ACN 003 485 952 | Monday, 24 August 2015 | 7.15 | | 5 Ordinary shares |
| CBA Equities Limited ACN 003 485 952 | Monday, 24 August 2015 | 1,952.95 | | 1,390 Ordinary shares |
| CBA Equities Limited ACN 003 485 952 | Monday, 24 August 2015 | 1.41 | | 1 Ordinary shares |
| CBA Equities Limited ACN 003 485 952 | Monday, 24 August 2015 | 1,566.58 | | 1,115 Ordinary shares |
| CBA Equities Limited ACN 003 485 952 | Tuesday, 25 August 2015 | 92.73 | | 66 Ordinary shares |
| CBA Equities Limited ACN 003 485 952 | Tuesday, 25 August 2015 | 390.59 | | 278 Ordinary shares |
| CBA Equities Limited ACN 003 485 952 | Tuesday, 25 August 2015 | 1,483.68 | | 1,056 Ordinary shares |
| CBA Equities Limited ACN 003 485 952 | Tuesday, 25 August 2015 | 14,011.17 | | 9,937 Ordinary shares |
| CBA Equities Limited ACN 003 485 952 | Wednesday, 26 August 2015 | 4,395.99 | | 3,174 Ordinary shares |
| CBA Equities Limited ACN 003 485 952 | Wednesday, 26 August 2015 | 2.77 | | 2 Ordinary shares |
| CBA Equities Limited | Wednesday, 26 August | 527.69 | | 381 Ordinary shares |

| | | | | |
|---|------------------------------|-----------|--|------------------------|
| ACN 003 485 952 | 2015 | | | |
| CBA Equities Limited ACN 003 485 952 | Wednesday, 26 August 2015 | 613.55 | | 443 Ordinary shares |
| CBA Equities Limited ACN 003 485 952 | Wednesday, 26 August 2015 | 7,041.34 | | 5,084 Ordinary shares |
| CBA Equities Limited ACN 003 485 952 | Wednesday, 26 August 2015 | 567.85 | | 410 Ordinary shares |
| CBA Equities Limited ACN 003 485 952 | Wednesday, 26 August 2015 | 509.68 | | 368 Ordinary shares |
| CBA Equities Limited ACN 003 485 952 | Wednesday, 26 August 2015 | 1,832.36 | | 1,323 Ordinary shares |
| CBA Equities Limited ACN 003 485 952 | Wednesday, 26 August 2015 | 1,832.36 | | 1,323 Ordinary shares |
| CBA Equities Limited ACN 003 485 952 | Wednesday, 26 August 2015 | 457.05 | | 330 Ordinary shares |
| CBA Equities Limited ACN 003 485 952 | Wednesday, 26 August 2015 | 457.05 | | 330 Ordinary shares |
| CBA Equities Limited ACN 003 485 952 | Wednesday, 26 August 2015 | 1,407.16 | | 1,016 Ordinary shares |
| CBA Equities Limited ACN 003 485 952 | Wednesday, 26 August 2015 | 1,044.66 | | 757 Ordinary shares |
| CBA Equities Limited ACN 003 485 952 | Wednesday, 26 August 2015 | 2,002.13 | | 1,425 Ordinary shares |
| CBA Equities Limited ACN 003 485 952 | Wednesday, 26 August 2015 | 1,980.90 | | 1,420 Ordinary shares |
| CBA Equities Limited ACN 003 485 952 | Wednesday, 26 August 2015 | 3,024.70 | | 2,086 Ordinary shares |
| CBA Equities Limited ACN 003 485 952 | Wednesday, 26 August 2015 | 1,777.70 | | 1,226 Ordinary shares |
| CBA Equities Limited ACN 003 485 952 | Wednesday, 26 August 2015 | 627.85 | | 433 Ordinary shares |
| CBA Equities Limited ACN 003 485 952 | Wednesday, 26 August 2015 | 18,567.25 | | 12,805 Ordinary shares |
| CBA Equities Limited ACN 003 485 952 | Wednesday, 26 August 2015 | 4,503.70 | | 3,106 Ordinary shares |
| CBA Equities Limited ACN 003 485 952 | Wednesday, 26 August 2015 | 578.55 | | 399 Ordinary shares |

| | | | | |
|---|--------------------------------|-----------|--|------------------------|
| CBA Equities Limited ACN 003 485 952 | Wednesday, 26 August 2015 | 55,144.95 | | 38,031 Ordinary shares |
| CBA Equities Limited ACN 003 485 952 | Wednesday, 26 August 2015 | 1,380.40 | | 952 Ordinary shares |
| CBA Equities Limited ACN 003 485 952 | Thursday, 27 August 2015 | 210.24 | | 144 Ordinary shares |
| CBA Equities Limited ACN 003 485 952 | Thursday, 27 August 2015 | 264.26 | | 181 Ordinary shares |
| CBA Equities Limited ACN 003 485 952 | Thursday, 27 August 2015 | 483.26 | | 331 Ordinary shares |
| CBA Equities Limited ACN 003 485 952 | Thursday, 27 August 2015 | 2,414.84 | | 1,654 Ordinary shares |
| CBA Equities Limited ACN 003 485 952 | Thursday, 27 August 2015 | 1,931.58 | | 1,323 Ordinary shares |
| CBA Equities Limited ACN 003 485 952 | Thursday, 27 August 2015 | 508.08 | | 348 Ordinary shares |
| CBA Equities Limited ACN 003 485 952 | Thursday, 27 August 2015 | 1.46 | | 1 Ordinary shares |
| CBA Equities Limited ACN 003 485 952 | Thursday, 27 August 2015 | 9,934.50 | | 6,623 Ordinary shares |
| CBA Equities Limited ACN 003 485 952 | Friday, 28 August 2015 | 2,245.88 | | 1,325 Ordinary shares |
| CBA Equities Limited ACN 003 485 952 | Monday, 31 August 2015 | 1.63 | | 1 Ordinary shares |
| CBA Equities Limited ACN 003 485 952 | Monday, 31 August 2015 | 2,171.40 | | 1,320 Ordinary shares |
| CBA Equities Limited ACN 003 485 952 | Monday, 31 August 2015 | 2,171.40 | | 1,320 Ordinary shares |
| CBA Equities Limited ACN 003 485 952 | Monday, 31 August 2015 | 2,171.40 | | 1,320 Ordinary shares |
| CBA Equities Limited ACN 003 485 952 | Monday, 31 August 2015 | 2,171.40 | | 1,320 Ordinary shares |
| CBA Equities Limited ACN 003 485 952 | Tuesday, 1 September 2015 | 19,517.76 | | 12,048 Ordinary shares |
| CBA Equities Limited ACN 003 485 952 | Wednesday, 2 September 2015 | 7,443.20 | | 4,652 Ordinary shares |
| CBA Equities Limited | Wednesday, 2 | 2,793.60 | | 1,746 Ordinary shares |

| | | | | |
|---|--------------------------------|----------|--|-----------------------|
| ACN 003 485 952 | September 2015 | | | |
| CBA Equities Limited ACN 003 485 952 | Wednesday, 2 September 2015 | 2,115.20 | | 1,322 Ordinary shares |
| CBA Equities Limited ACN 003 485 952 | Wednesday, 2 September 2015 | 2,115.20 | | 1,322 Ordinary shares |
| CBA Equities Limited ACN 003 485 952 | Wednesday, 2 September 2015 | 1,057.60 | | 661 Ordinary shares |
| CBA Equities Limited ACN 003 485 952 | Wednesday, 2 September 2015 | 2,115.20 | | 1,322 Ordinary shares |
| CBA Equities Limited ACN 003 485 952 | Wednesday, 2 September 2015 | 528.00 | | 330 Ordinary shares |
| CBA Equities Limited ACN 003 485 952 | Wednesday, 2 September 2015 | 528.00 | | 330 Ordinary shares |
| CBA Equities Limited ACN 003 485 952 | Wednesday, 2 September 2015 | 528.00 | | 330 Ordinary shares |
| CBA Equities Limited ACN 003 485 952 | Wednesday, 2 September 2015 | 468.80 | | 293 Ordinary shares |
| CBA Equities Limited ACN 003 485 952 | Wednesday, 2 September 2015 | 2,079.00 | | 1,320 Ordinary shares |
| CBA Equities Limited ACN 003 485 952 | Wednesday, 2 September 2015 | 1.62 | | 1 Ordinary shares |
| CBA Equities Limited ACN 003 485 952 | Thursday, 3 September 2015 | 442.26 | | 273 Ordinary shares |
| CBA Equities Limited ACN 003 485 952 | Thursday, 3 September 2015 | 4,304.34 | | 2,657 Ordinary shares |
| CBA Equities Limited ACN 003 485 952 | Thursday, 3 September 2015 | 1,696.14 | | 1,047 Ordinary shares |
| CBA Equities Limited ACN 003 485 952 | Thursday, 3 September 2015 | 1,547.10 | | 955 Ordinary shares |
| CBA Equities Limited ACN 003 485 952 | Thursday, 3 September 2015 | 852.12 | | 526 Ordinary shares |
| CBA Equities Limited ACN 003 485 952 | Thursday, 3 September 2015 | 1.62 | | 1 Ordinary shares |
| CBA Equities Limited ACN 003 485 952 | Thursday, 3 September 2015 | 2,098.80 | | 1,320 Ordinary shares |
| CBA Equities Limited ACN 003 485 952 | Thursday, 3 September 2015 | 81.90 | | 52 Ordinary shares |

| | | | | |
|---|-------------------------------|-----------|--|------------------------|
| CBA Equities Limited ACN 003 485 952 | Thursday, 3 September 2015 | 1,997.10 | | 1,268 Ordinary shares |
| CBA Equities Limited ACN 003 485 952 | Thursday, 3 September 2015 | 329.66 | | 212 Ordinary shares |
| CBA Equities Limited ACN 003 485 952 | Thursday, 3 September 2015 | 45,042.13 | | 28,966 Ordinary shares |
| CBA Equities Limited ACN 003 485 952 | Thursday, 3 September 2015 | 18.66 | | 12 Ordinary shares |
| CBA Equities Limited ACN 003 485 952 | Friday, 4 September 2015 | 5,468.54 | | 3,551 Ordinary shares |
| CBA Equities Limited ACN 003 485 952 | Friday, 4 September 2015 | 4,620.00 | | 3,000 Ordinary shares |
| CBA Equities Limited ACN 003 485 952 | Friday, 4 September 2015 | 508.20 | | 330 Ordinary shares |
| CBA Equities Limited ACN 003 485 952 | Friday, 4 September 2015 | 508.20 | | 330 Ordinary shares |
| CBA Equities Limited ACN 003 485 952 | Friday, 4 September 2015 | 508.20 | | 330 Ordinary shares |
| CBA Equities Limited ACN 003 485 952 | Friday, 4 September 2015 | 508.20 | | 330 Ordinary shares |
| CBA Equities Limited ACN 003 485 952 | Friday, 4 September 2015 | 7,686.14 | | 4,991 Ordinary shares |
| CBA Equities Limited ACN 003 485 952 | Friday, 4 September 2015 | 2,019.60 | | 1,320 Ordinary shares |
| CBA Equities Limited ACN 003 485 952 | Monday, 7 September 2015 | 2,858.20 | | 1,844 Ordinary shares |
| CBA Equities Limited ACN 003 485 952 | Monday, 7 September 2015 | 1,297.35 | | 837 Ordinary shares |
| CBA Equities Limited ACN 003 485 952 | Monday, 7 September 2015 | 815.30 | | 526 Ordinary shares |
| CBA Equities Limited ACN 003 485 952 | Monday, 7 September 2015 | 2,672.20 | | 1,724 Ordinary shares |
| CBA Equities Limited ACN 003 485 952 | Monday, 7 September 2015 | 2,804.07 | | 1,812 Ordinary shares |
| CBA Equities Limited ACN 003 485 952 | Tuesday, 8 September 2015 | 382.53 | | 246 Ordinary shares |
| CBA Equities Limited | Tuesday, 8 September | 7,941.38 | | 5,107 Ordinary shares |

| | | | | |
|---|--------------------------------|-----------|--|------------------------|
| ACN 003 485 952 | 2015 | | | |
| CBA Equities Limited ACN 003 485 952 | Tuesday, 8 September 2015 | 10,482.25 | | 6,741 Ordinary shares |
| CBA Equities Limited ACN 003 485 952 | Tuesday, 8 September 2015 | 1,194.24 | | 768 Ordinary shares |
| CBA Equities Limited ACN 003 485 952 | Tuesday, 8 September 2015 | 2,478.84 | | 1,589 Ordinary shares |
| CBA Equities Limited ACN 003 485 952 | Tuesday, 8 September 2015 | 46,587.84 | | 29,864 Ordinary shares |
| CBA Equities Limited ACN 003 485 952 | Wednesday, 9 September 2015 | 3,242.10 | | 2,020 Ordinary shares |
| CBA Equities Limited ACN 003 485 952 | Wednesday, 9 September 2015 | 2,098.80 | | 1,320 Ordinary shares |
| CBA Equities Limited ACN 003 485 952 | Wednesday, 9 September 2015 | 1,081.20 | | 680 Ordinary shares |
| CBA Equities Limited ACN 003 485 952 | Wednesday, 9 September 2015 | 1,025.55 | | 645 Ordinary shares |
| CBA Equities Limited ACN 003 485 952 | Wednesday, 9 September 2015 | 4,198.94 | | 2,645 Ordinary shares |
| CBA Equities Limited ACN 003 485 952 | Wednesday, 9 September 2015 | 1,679.57 | | 1,058 Ordinary shares |
| CBA Equities Limited ACN 003 485 952 | Wednesday, 9 September 2015 | 703.74 | | 444 Ordinary shares |
| CBA Equities Limited ACN 003 485 952 | Wednesday, 9 September 2015 | 1,388.46 | | 876 Ordinary shares |
| CBA Equities Limited ACN 003 485 952 | Wednesday, 9 September 2015 | 1,149.13 | | 725 Ordinary shares |
| CBA Equities Limited ACN 003 485 952 | Wednesday, 9 September 2015 | 4,212.16 | | 2,645 Ordinary shares |
| CBA Equities Limited ACN 003 485 952 | Wednesday, 9 September 2015 | 955.67 | | 602 Ordinary shares |
| CBA Equities Limited ACN 003 485 952 | Wednesday, 9 September 2015 | 1,257.30 | | 792 Ordinary shares |
| CBA Equities Limited ACN 003 485 952 | Wednesday, 9 September 2015 | 3,505.95 | | 2,205 Ordinary shares |
| CBA Equities Limited ACN 003 485 952 | Wednesday, 9 September 2015 | 5,241.60 | | 3,307 Ordinary shares |

| | | | | |
|---|--------------------------------|-----------|--|-----------------------|
| CBA Equities Limited ACN 003 485 952 | Wednesday, 9 September 2015 | 12,586.49 | | 7,941 Ordinary shares |
| CBA Equities Limited ACN 003 485 952 | Wednesday, 9 September 2015 | 12,586.49 | | 7,941 Ordinary shares |
| CBA Equities Limited ACN 003 485 952 | Thursday, 10 September 2015 | 3,064.35 | | 1,977 Ordinary shares |
| CBA Equities Limited ACN 003 485 952 | Thursday, 10 September 2015 | 6,934.70 | | 4,474 Ordinary shares |
| CBA Equities Limited ACN 003 485 952 | Thursday, 10 September 2015 | 2,049.10 | | 1,322 Ordinary shares |
| CBA Equities Limited ACN 003 485 952 | Thursday, 10 September 2015 | 2,049.10 | | 1,322 Ordinary shares |
| CBA Equities Limited ACN 003 485 952 | Thursday, 10 September 2015 | 2,049.10 | | 1,322 Ordinary shares |
| CBA Equities Limited ACN 003 485 952 | Thursday, 10 September 2015 | 2,049.10 | | 1,322 Ordinary shares |
| CBA Equities Limited ACN 003 485 952 | Thursday, 10 September 2015 | 513.05 | | 331 Ordinary shares |
| CBA Equities Limited ACN 003 485 952 | Thursday, 10 September 2015 | 849.40 | | 548 Ordinary shares |
| CBA Equities Limited ACN 003 485 952 | Thursday, 10 September 2015 | 2,006.40 | | 1,320 Ordinary shares |
| CBA Equities Limited ACN 003 485 952 | Friday, 11 September 2015 | 379.08 | | 243 Ordinary shares |
| CBA Equities Limited ACN 003 485 952 | Monday, 14 September 2015 | 3,190.30 | | 2,092 Ordinary shares |
| CBA Equities Limited ACN 003 485 952 | Monday, 14 September 2015 | 1,396.90 | | 916 Ordinary shares |
| CBA Equities Limited ACN 003 485 952 | Monday, 14 September 2015 | 503.25 | | 330 Ordinary shares |
| CBA Equities Limited ACN 003 485 952 | Monday, 14 September 2015 | 503.25 | | 330 Ordinary shares |
| CBA Equities Limited ACN 003 485 952 | Monday, 14 September 2015 | 503.25 | | 330 Ordinary shares |
| CBA Equities Limited ACN 003 485 952 | Monday, 14 September 2015 | 2,284.45 | | 1,498 Ordinary shares |
| CBA Equities Limited | Monday, 14 September | 11,170.63 | | 7,325 Ordinary shares |

| | | | | |
|---|---------------------------------|-----------|--|-----------------------|
| ACN 003 485 952 | 2015 | | | |
| CBA Equities Limited ACN 003 485 952 | Monday, 14 September 2015 | 1,993.20 | | 1,320 Ordinary shares |
| CBA Equities Limited ACN 003 485 952 | Monday, 14 September 2015 | 1,986.60 | | 1,320 Ordinary shares |
| CBA Equities Limited ACN 003 485 952 | Monday, 14 September 2015 | 1,987.50 | | 1,325 Ordinary shares |
| CBA Equities Limited ACN 003 485 952 | Monday, 14 September 2015 | 5,715.00 | | 3,810 Ordinary shares |
| CBA Equities Limited ACN 003 485 952 | Monday, 14 September 2015 | 2,902.50 | | 1,935 Ordinary shares |
| CBA Equities Limited ACN 003 485 952 | Monday, 14 September 2015 | 1,293.00 | | 862 Ordinary shares |
| CBA Equities Limited ACN 003 485 952 | Wednesday, 16 September 2015 | 676.26 | | 422 Ordinary shares |
| CBA Equities Limited ACN 003 485 952 | Wednesday, 16 September 2015 | 463.27 | | 290 Ordinary shares |
| CBA Equities Limited ACN 003 485 952 | Wednesday, 16 September 2015 | 443.89 | | 277 Ordinary shares |
| CBA Equities Limited ACN 003 485 952 | Wednesday, 16 September 2015 | 440.69 | | 275 Ordinary shares |
| CBA Equities Limited ACN 003 485 952 | Wednesday, 16 September 2015 | 482.35 | | 301 Ordinary shares |
| CBA Equities Limited ACN 003 485 952 | Wednesday, 16 September 2015 | 70.51 | | 44 Ordinary shares |
| CBA Equities Limited ACN 003 485 952 | Wednesday, 16 September 2015 | 118.59 | | 74 Ordinary shares |
| CBA Equities Limited ACN 003 485 952 | Wednesday, 16 September 2015 | 982.33 | | 613 Ordinary shares |
| CBA Equities Limited ACN 003 485 952 | Wednesday, 16 September 2015 | 4,224.00 | | 2,640 Ordinary shares |
| CBA Equities Limited ACN 003 485 952 | Wednesday, 16 September 2015 | 2,098.80 | | 1,320 Ordinary shares |
| CBA Equities Limited ACN 003 485 952 | Wednesday, 16 September 2015 | 11,773.13 | | 7,475 Ordinary shares |
| CBA Equities Limited ACN 003 485 952 | Wednesday, 16 September 2015 | 2,037.75 | | 1,300 Ordinary shares |

| | | | | |
|---|---------------------------------|------------|--|-------------------------|
| CBA Equities Limited ACN 003 485 952 | Wednesday, 16 September 2015 | 1,120.76 | | 715 Ordinary shares |
| CBA Equities Limited ACN 003 485 952 | Wednesday, 16 September 2015 | 561.16 | | 358 Ordinary shares |
| CBA Equities Limited ACN 003 485 952 | Wednesday, 16 September 2015 | 280.58 | | 179 Ordinary shares |
| CBA Equities Limited ACN 003 485 952 | Wednesday, 16 September 2015 | 279.01 | | 178 Ordinary shares |
| CBA Equities Limited ACN 003 485 952 | Wednesday, 16 September 2015 | 4.70 | | 3 Ordinary shares |
| CBA Equities Limited ACN 003 485 952 | Wednesday, 16 September 2015 | 1,267.65 | | 810 Ordinary shares |
| CBA Equities Limited ACN 003 485 952 | Wednesday, 16 September 2015 | 10,454.20 | | 6,680 Ordinary shares |
| CBA Equities Limited ACN 003 485 952 | Wednesday, 16 September 2015 | 5,184.14 | | 3,302 Ordinary shares |
| CBA Equities Limited ACN 003 485 952 | Wednesday, 16 September 2015 | 21,292.34 | | 13,562 Ordinary shares |
| CBA Equities Limited ACN 003 485 952 | Wednesday, 16 September 2015 | 320,064.88 | | 210,569 Ordinary shares |
| CBA Equities Limited ACN 003 485 952 | Wednesday, 16 September 2015 | 80,015.84 | | 52,642 Ordinary shares |
| CBA Equities Limited ACN 003 485 952 | Wednesday, 16 September 2015 | 100,420.32 | | 66,066 Ordinary shares |
| CBA Equities Limited ACN 003 485 952 | Wednesday, 16 September 2015 | 120,023.76 | | 78,963 Ordinary shares |
| CBA Equities Limited ACN 003 485 952 | Wednesday, 16 September 2015 | 31.35 | | 20 Ordinary shares |
| CBA Equities Limited ACN 003 485 952 | Wednesday, 16 September 2015 | 231.99 | | 148 Ordinary shares |
| CBA Equities Limited ACN 003 485 952 | Wednesday, 16 September 2015 | 18.81 | | 12 Ordinary shares |
| CBA Equities Limited ACN 003 485 952 | Wednesday, 16 September 2015 | 2,581.97 | | 1,629 Ordinary shares |
| CBA Equities Limited ACN 003 485 952 | Wednesday, 16 September 2015 | 2,640.61 | | 1,666 Ordinary shares |
| CBA Equities Limited | Wednesday, 16 | 221.36 | | 139 Ordinary shares |

| | | | | |
|---|--------------------------------|-----------|--|------------------------|
| ACN 003 485 952 | September 2015 | | | |
| CBA Equities Limited ACN 003 485 952 | Thursday, 17 September 2015 | 40,764.80 | | 25,478 Ordinary shares |
| CBA Equities Limited ACN 003 485 952 | Monday, 21 September 2015 | 1,204.19 | | 767 Ordinary shares |
| CBA Equities Limited ACN 003 485 952 | Monday, 21 September 2015 | 722.20 | | 460 Ordinary shares |
| CBA Equities Limited ACN 003 485 952 | Monday, 21 September 2015 | 722.20 | | 460 Ordinary shares |
| CBA Equities Limited ACN 003 485 952 | Monday, 21 September 2015 | 722.20 | | 460 Ordinary shares |
| CBA Equities Limited ACN 003 485 952 | Monday, 21 September 2015 | 204.10 | | 130 Ordinary shares |
| CBA Equities Limited ACN 003 485 952 | Monday, 21 September 2015 | 722.20 | | 460 Ordinary shares |
| CBA Equities Limited ACN 003 485 952 | Monday, 21 September 2015 | 3,552.91 | | 2,263 Ordinary shares |
| CBA Equities Limited ACN 003 485 952 | Tuesday, 22 September 2015 | 528.08 | | 328 Ordinary shares |
| CBA Equities Limited ACN 003 485 952 | Tuesday, 22 September 2015 | 1,597.12 | | 992 Ordinary shares |
| CBA Equities Limited ACN 003 485 952 | Tuesday, 22 September 2015 | 162.48 | | 103 Ordinary shares |
| CBA Equities Limited ACN 003 485 952 | Tuesday, 22 September 2015 | 1.58 | | 1 Ordinary shares |
| CBA Equities Limited ACN 003 485 952 | Tuesday, 22 September 2015 | 1,490.74 | | 945 Ordinary shares |
| CBA Equities Limited ACN 003 485 952 | Tuesday, 22 September 2015 | 1,763.65 | | 1,118 Ordinary shares |
| CBA Equities Limited ACN 003 485 952 | Tuesday, 22 September 2015 | 149.86 | | 95 Ordinary shares |
| CBA Equities Limited ACN 003 485 952 | Tuesday, 22 September 2015 | 149.86 | | 95 Ordinary shares |
| CBA Equities Limited ACN 003 485 952 | Tuesday, 22 September 2015 | 145.13 | | 92 Ordinary shares |
| CBA Equities Limited ACN 003 485 952 | Tuesday, 22 September 2015 | 50.48 | | 32 Ordinary shares |

| | | | | |
|---|---------------------------------|-----------|--|------------------------|
| CBA Equities Limited ACN 003 485 952 | Tuesday, 22 September 2015 | 1,359.80 | | 862 Ordinary shares |
| CBA Equities Limited ACN 003 485 952 | Tuesday, 22 September 2015 | 823.45 | | 522 Ordinary shares |
| CBA Equities Limited ACN 003 485 952 | Tuesday, 22 September 2015 | 5,724.75 | | 3,629 Ordinary shares |
| CBA Equities Limited ACN 003 485 952 | Tuesday, 22 September 2015 | 11.04 | | 7 Ordinary shares |
| CBA Equities Limited ACN 003 485 952 | Tuesday, 22 September 2015 | 626.27 | | 397 Ordinary shares |
| CBA Equities Limited ACN 003 485 952 | Tuesday, 22 September 2015 | 689.37 | | 437 Ordinary shares |
| CBA Equities Limited ACN 003 485 952 | Tuesday, 22 September 2015 | 612.07 | | 388 Ordinary shares |
| CBA Equities Limited ACN 003 485 952 | Tuesday, 22 September 2015 | 771.40 | | 489 Ordinary shares |
| CBA Equities Limited ACN 003 485 952 | Tuesday, 22 September 2015 | 703.56 | | 446 Ordinary shares |
| CBA Equities Limited ACN 003 485 952 | Tuesday, 22 September 2015 | 575.79 | | 365 Ordinary shares |
| CBA Equities Limited ACN 003 485 952 | Tuesday, 22 September 2015 | 974.89 | | 618 Ordinary shares |
| CBA Equities Limited ACN 003 485 952 | Tuesday, 22 September 2015 | 63.10 | | 40 Ordinary shares |
| CBA Equities Limited ACN 003 485 952 | Tuesday, 22 September 2015 | 842.38 | | 534 Ordinary shares |
| CBA Equities Limited ACN 003 485 952 | Wednesday, 23 September 2015 | 19,681.90 | | 12,698 Ordinary shares |
| CBA Equities Limited ACN 003 485 952 | Wednesday, 23 September 2015 | 3,071.79 | | 1,985 Ordinary shares |
| CBA Equities Limited ACN 003 485 952 | Thursday, 24 September 2015 | 2,737.74 | | 1,772 Ordinary shares |
| CBA Equities Limited ACN 003 485 952 | Thursday, 24 September 2015 | 202.39 | | 131 Ordinary shares |
| CBA Equities Limited ACN 003 485 952 | Thursday, 24 September 2015 | 1,015.06 | | 657 Ordinary shares |
| CBA Equities Limited | Thursday, 24 September | 431.06 | | 279 Ordinary shares |

| | | | | |
|---|--------------------------------|-----------|--|-----------------------|
| ACN 003 485 952 | 2015 | | | |
| CBA Equities Limited ACN 003 485 952 | Thursday, 24 September 2015 | 692.16 | | 448 Ordinary shares |
| CBA Equities Limited ACN 003 485 952 | Thursday, 24 September 2015 | 1,367.33 | | 885 Ordinary shares |
| CBA Equities Limited ACN 003 485 952 | Thursday, 24 September 2015 | 1,696.41 | | 1,098 Ordinary shares |
| CBA Equities Limited ACN 003 485 952 | Thursday, 24 September 2015 | 11,857.88 | | 7,675 Ordinary shares |
| CBA Equities Limited ACN 003 485 952 | Thursday, 24 September 2015 | 4,085.40 | | 2,640 Ordinary shares |
| CBA Equities Limited ACN 003 485 952 | Thursday, 24 September 2015 | 2,042.70 | | 1,320 Ordinary shares |
| CBA Equities Limited ACN 003 485 952 | Thursday, 24 September 2015 | 1,317.30 | | 854 Ordinary shares |
| CBA Equities Limited ACN 003 485 952 | Thursday, 24 September 2015 | 794.39 | | 515 Ordinary shares |
| CBA Equities Limited ACN 003 485 952 | Thursday, 24 September 2015 | 794.39 | | 515 Ordinary shares |
| CBA Equities Limited ACN 003 485 952 | Thursday, 24 September 2015 | 266.85 | | 173 Ordinary shares |
| CBA Equities Limited ACN 003 485 952 | Thursday, 24 September 2015 | 3,087.26 | | 1,995 Ordinary shares |
| CBA Equities Limited ACN 003 485 952 | Thursday, 24 September 2015 | 3,095.00 | | 2,000 Ordinary shares |
| CBA Equities Limited ACN 003 485 952 | Thursday, 24 September 2015 | 3,079.53 | | 1,990 Ordinary shares |
| CBA Equities Limited ACN 003 485 952 | Thursday, 24 September 2015 | 3,071.79 | | 1,985 Ordinary shares |
| CBA Equities Limited ACN 003 485 952 | Thursday, 24 September 2015 | 3,198.15 | | 2,060 Ordinary shares |
| CBA Equities Limited ACN 003 485 952 | Thursday, 24 September 2015 | 3,112.76 | | 2,005 Ordinary shares |
| CBA Equities Limited ACN 003 485 952 | Thursday, 24 September 2015 | 2,735.51 | | 1,762 Ordinary shares |
| CBA Equities Limited ACN 003 485 952 | Thursday, 24 September 2015 | 369.50 | | 238 Ordinary shares |

| | | | | |
|---|--------------------------------|-----------|--|-----------------------|
| CBA Equities Limited ACN 003 485 952 | Thursday, 24 September 2015 | 2,049.30 | | 1,320 Ordinary shares |
| CBA Equities Limited ACN 003 485 952 | Thursday, 24 September 2015 | 1,155.06 | | 744 Ordinary shares |
| CBA Equities Limited ACN 003 485 952 | Thursday, 24 September 2015 | 38.81 | | 25 Ordinary shares |
| CBA Equities Limited ACN 003 485 952 | Thursday, 24 September 2015 | 1,155.06 | | 744 Ordinary shares |
| CBA Equities Limited ACN 003 485 952 | Thursday, 24 September 2015 | 51.23 | | 33 Ordinary shares |
| CBA Equities Limited ACN 003 485 952 | Thursday, 24 September 2015 | 194.06 | | 125 Ordinary shares |
| CBA Equities Limited ACN 003 485 952 | Thursday, 24 September 2015 | 363.29 | | 234 Ordinary shares |
| CBA Equities Limited ACN 003 485 952 | Thursday, 24 September 2015 | 163.01 | | 105 Ordinary shares |
| CBA Equities Limited ACN 003 485 952 | Thursday, 24 September 2015 | 5,115.00 | | 3,300 Ordinary shares |
| CBA Equities Limited ACN 003 485 952 | Thursday, 24 September 2015 | 982.70 | | 634 Ordinary shares |
| CBA Equities Limited ACN 003 485 952 | Thursday, 24 September 2015 | 3,115.50 | | 2,010 Ordinary shares |
| CBA Equities Limited ACN 003 485 952 | Thursday, 24 September 2015 | 2,548.20 | | 1,644 Ordinary shares |
| CBA Equities Limited ACN 003 485 952 | Thursday, 24 September 2015 | 2,211.85 | | 1,427 Ordinary shares |
| CBA Equities Limited ACN 003 485 952 | Thursday, 24 September 2015 | 4,440.75 | | 2,865 Ordinary shares |
| CBA Equities Limited ACN 003 485 952 | Thursday, 24 September 2015 | 739.35 | | 477 Ordinary shares |
| CBA Equities Limited ACN 003 485 952 | Thursday, 24 September 2015 | 12,400.00 | | 8,000 Ordinary shares |
| CBA Equities Limited ACN 003 485 952 | Thursday, 24 September 2015 | 731.60 | | 472 Ordinary shares |
| CBA Equities Limited ACN 003 485 952 | Friday, 25 September 2015 | 94.20 | | 60 Ordinary shares |
| CBA Equities Limited | Friday, 25 September | 1,978.20 | | 1,260 Ordinary shares |

| | | | | |
|---|------------------------------|-----------|--|-----------------------|
| ACN 003 485 952 | 2015 | | | |
| CBA Equities Limited ACN 003 485 952 | Friday, 25 September 2015 | 1,590.41 | | 1,013 Ordinary shares |
| CBA Equities Limited ACN 003 485 952 | Friday, 25 September 2015 | 3,556.05 | | 2,265 Ordinary shares |
| CBA Equities Limited ACN 003 485 952 | Friday, 25 September 2015 | 11,147.00 | | 7,100 Ordinary shares |
| CBA Equities Limited ACN 003 485 952 | Friday, 25 September 2015 | 1,668.91 | | 1,063 Ordinary shares |
| CBA Equities Limited ACN 003 485 952 | Friday, 25 September 2015 | 680.77 | | 435 Ordinary shares |
| CBA Equities Limited ACN 003 485 952 | Friday, 25 September 2015 | 1,380.60 | | 885 Ordinary shares |
| CBA Equities Limited ACN 003 485 952 | Monday, 28 September 2015 | 825.30 | | 524 Ordinary shares |
| CBA Equities Limited ACN 003 485 952 | Monday, 28 September 2015 | 2,841.30 | | 1,804 Ordinary shares |
| CBA Equities Limited ACN 003 485 952 | Monday, 28 September 2015 | 343.35 | | 218 Ordinary shares |
| CBA Equities Limited ACN 003 485 952 | Monday, 28 September 2015 | 7.88 | | 5 Ordinary shares |
| CBA Equities Limited ACN 003 485 952 | Monday, 28 September 2015 | 1,033.20 | | 656 Ordinary shares |
| CBA Equities Limited ACN 003 485 952 | Monday, 28 September 2015 | 516.60 | | 328 Ordinary shares |
| CBA Equities Limited ACN 003 485 952 | Monday, 28 September 2015 | 516.60 | | 328 Ordinary shares |
| CBA Equities Limited ACN 003 485 952 | Monday, 28 September 2015 | 516.60 | | 328 Ordinary shares |
| CBA Equities Limited ACN 003 485 952 | Monday, 28 September 2015 | 5,195.93 | | 3,299 Ordinary shares |
| CBA Equities Limited ACN 003 485 952 | Monday, 28 September 2015 | 2,586.15 | | 1,642 Ordinary shares |
| CBA Equities Limited ACN 003 485 952 | Monday, 28 September 2015 | 281.93 | | 179 Ordinary shares |
| CBA Equities Limited ACN 003 485 952 | Monday, 28 September 2015 | 529.20 | | 336 Ordinary shares |

| | | | | |
|---|---------------------------------|-----------|--|------------------------|
| CBA Equities Limited ACN 003 485 952 | Monday, 28 September 2015 | 3,620.92 | | 2,299 Ordinary shares |
| CBA Equities Limited ACN 003 485 952 | Monday, 28 September 2015 | 1,121.40 | | 712 Ordinary shares |
| CBA Equities Limited ACN 003 485 952 | Tuesday, 29 September 2015 | 16,049.46 | | 10,388 Ordinary shares |
| CBA Equities Limited ACN 003 485 952 | Tuesday, 29 September 2015 | 3,323.30 | | 2,151 Ordinary shares |
| CBA Equities Limited ACN 003 485 952 | Tuesday, 29 September 2015 | 1,660.56 | | 1,056 Ordinary shares |
| CBA Equities Limited ACN 003 485 952 | Tuesday, 29 September 2015 | 2,490.84 | | 1,584 Ordinary shares |
| CBA Equities Limited ACN 003 485 952 | Tuesday, 29 September 2015 | 748.44 | | 479 Ordinary shares |
| CBA Equities Limited ACN 003 485 952 | Tuesday, 29 September 2015 | 1,269.94 | | 818 Ordinary shares |
| CBA Equities Limited ACN 003 485 952 | Tuesday, 29 September 2015 | 1,995.50 | | 1,269 Ordinary shares |
| CBA Equities Limited ACN 003 485 952 | Tuesday, 29 September 2015 | 320.79 | | 204 Ordinary shares |
| CBA Equities Limited ACN 003 485 952 | Tuesday, 29 September 2015 | 811.41 | | 516 Ordinary shares |
| CBA Equities Limited ACN 003 485 952 | Tuesday, 29 September 2015 | 946.64 | | 602 Ordinary shares |
| CBA Equities Limited ACN 003 485 952 | Tuesday, 29 September 2015 | 4,144.80 | | 2,640 Ordinary shares |
| CBA Equities Limited ACN 003 485 952 | Tuesday, 29 September 2015 | 53,535.54 | | 34,428 Ordinary shares |
| CBA Equities Limited ACN 003 485 952 | Wednesday, 30 September 2015 | 4,012.95 | | 2,589 Ordinary shares |
| CBA Equities Limited ACN 003 485 952 | Wednesday, 30 September 2015 | 9,611.55 | | 6,201 Ordinary shares |
| CBA Equities Limited ACN 003 485 952 | Wednesday, 30 September 2015 | 6,311.60 | | 4,072 Ordinary shares |
| CBA Equities Limited ACN 003 485 952 | Wednesday, 30 September 2015 | 4,567.13 | | 2,909 Ordinary shares |
| CBA Equities Limited | Wednesday, 30 | 5,791.73 | | 3,689 Ordinary shares |

| | | | | |
|---|-----------------------------|----------|--|-----------------------|
| ACN 003 485 952 | September 2015 | | | |
| CBA Equities Limited ACN 003 485 952 | Thursday, 1 October 2015 | 2,076.84 | | 1,296 Ordinary shares |
| CBA Equities Limited ACN 003 485 952 | Thursday, 1 October 2015 | 4,230.60 | | 2,640 Ordinary shares |
| CBA Equities Limited ACN 003 485 952 | Thursday, 1 October 2015 | 294.86 | | 184 Ordinary shares |
| CBA Equities Limited ACN 003 485 952 | Thursday, 1 October 2015 | 424.66 | | 265 Ordinary shares |
| CBA Equities Limited ACN 003 485 952 | Thursday, 1 October 2015 | 2,395.74 | | 1,495 Ordinary shares |
| CBA Equities Limited ACN 003 485 952 | Thursday, 1 October 2015 | 4,224.00 | | 2,640 Ordinary shares |
| CBA Equities Limited ACN 003 485 952 | Thursday, 1 October 2015 | 1,016.00 | | 635 Ordinary shares |
| CBA Equities Limited ACN 003 485 952 | Thursday, 1 October 2015 | 3,179.02 | | 1,990 Ordinary shares |
| CBA Equities Limited ACN 003 485 952 | Thursday, 1 October 2015 | 2,105.40 | | 1,320 Ordinary shares |
| CBA Equities Limited ACN 003 485 952 | Thursday, 1 October 2015 | 4,217.40 | | 2,640 Ordinary shares |
| CBA Equities Limited ACN 003 485 952 | Thursday, 1 October 2015 | 38.22 | | 24 Ordinary shares |
| CBA Equities Limited ACN 003 485 952 | Thursday, 1 October 2015 | 63.70 | | 40 Ordinary shares |
| CBA Equities Limited ACN 003 485 952 | Thursday, 1 October 2015 | 50.96 | | 32 Ordinary shares |
| CBA Equities Limited ACN 003 485 952 | Thursday, 1 October 2015 | 1,372.74 | | 862 Ordinary shares |
| CBA Equities Limited ACN 003 485 952 | Thursday, 1 October 2015 | 1,052.64 | | 661 Ordinary shares |
| CBA Equities Limited ACN 003 485 952 | Thursday, 1 October 2015 | 525.52 | | 330 Ordinary shares |
| CBA Equities Limited ACN 003 485 952 | Thursday, 1 October 2015 | 87.59 | | 55 Ordinary shares |
| CBA Equities Limited ACN 003 485 952 | Thursday, 1 October 2015 | 285.06 | | 179 Ordinary shares |

| | | | | |
|---|-----------------------------|-----------|--|-----------------------|
| CBA Equities Limited ACN 003 485 952 | Thursday, 1 October 2015 | 907.73 | | 570 Ordinary shares |
| CBA Equities Limited ACN 003 485 952 | Thursday, 1 October 2015 | 541.45 | | 340 Ordinary shares |
| CBA Equities Limited ACN 003 485 952 | Thursday, 1 October 2015 | 5,727.04 | | 3,585 Ordinary shares |
| CBA Equities Limited ACN 003 485 952 | Thursday, 1 October 2015 | 4,217.40 | | 2,640 Ordinary shares |
| CBA Equities Limited ACN 003 485 952 | Thursday, 1 October 2015 | 10,415.35 | | 6,530 Ordinary shares |
| CBA Equities Limited ACN 003 485 952 | Thursday, 1 October 2015 | 9,515.20 | | 5,947 Ordinary shares |
| CBA Equities Limited ACN 003 485 952 | Thursday, 1 October 2015 | 30.40 | | 19 Ordinary shares |
| CBA Equities Limited ACN 003 485 952 | Thursday, 1 October 2015 | 1,009.60 | | 631 Ordinary shares |
| CBA Equities Limited ACN 003 485 952 | Friday, 2 October 2015 | 4,504.57 | | 2,842 Ordinary shares |
| CBA Equities Limited ACN 003 485 952 | Friday, 2 October 2015 | 2,090.61 | | 1,319 Ordinary shares |
| CBA Equities Limited ACN 003 485 952 | Friday, 2 October 2015 | 4,583.82 | | 2,892 Ordinary shares |
| CBA Equities Limited ACN 003 485 952 | Friday, 2 October 2015 | 537.31 | | 339 Ordinary shares |
| CBA Equities Limited ACN 003 485 952 | Friday, 2 October 2015 | 42.80 | | 27 Ordinary shares |
| CBA Equities Limited ACN 003 485 952 | Friday, 2 October 2015 | 519.88 | | 328 Ordinary shares |
| CBA Equities Limited ACN 003 485 952 | Friday, 2 October 2015 | 519.88 | | 328 Ordinary shares |
| CBA Equities Limited ACN 003 485 952 | Friday, 2 October 2015 | 519.88 | | 328 Ordinary shares |
| CBA Equities Limited ACN 003 485 952 | Friday, 2 October 2015 | 519.88 | | 328 Ordinary shares |
| CBA Equities Limited ACN 003 485 952 | Friday, 2 October 2015 | 632.41 | | 399 Ordinary shares |
| CBA Equities Limited | Friday, 2 October 2015 | 562.67 | | 355 Ordinary shares |

| | | | | |
|---|----------------------------|-----------|--|------------------------|
| ACN 003 485 952 | | | | |
| CBA Equities Limited ACN 003 485 952 | Friday, 2 October 2015 | 285.30 | | 180 Ordinary shares |
| CBA Equities Limited ACN 003 485 952 | Friday, 2 October 2015 | 237.75 | | 150 Ordinary shares |
| CBA Equities Limited ACN 003 485 952 | Friday, 2 October 2015 | 19,937.50 | | 12,500 Ordinary shares |
| CBA Equities Limited ACN 003 485 952 | Friday, 2 October 2015 | 57.06 | | 36 Ordinary shares |
| CBA Equities Limited ACN 003 485 952 | Friday, 2 October 2015 | 3,929.21 | | 2,479 Ordinary shares |
| CBA Equities Limited ACN 003 485 952 | Friday, 2 October 2015 | 269.45 | | 170 Ordinary shares |
| CBA Equities Limited ACN 003 485 952 | Friday, 2 October 2015 | 2,104.00 | | 1,315 Ordinary shares |
| CBA Equities Limited ACN 003 485 952 | Friday, 2 October 2015 | 2,090.85 | | 1,315 Ordinary shares |
| CBA Equities Limited ACN 003 485 952 | Friday, 2 October 2015 | 1,065.30 | | 670 Ordinary shares |
| CBA Equities Limited ACN 003 485 952 | Friday, 2 October 2015 | 1,017.60 | | 640 Ordinary shares |
| CBA Equities Limited ACN 003 485 952 | Friday, 2 October 2015 | 500.05 | | 314 Ordinary shares |
| CBA Equities Limited ACN 003 485 952 | Friday, 2 October 2015 | 609.93 | | 383 Ordinary shares |
| CBA Equities Limited ACN 003 485 952 | Friday, 2 October 2015 | 2,090.85 | | 1,315 Ordinary shares |
| CBA Equities Limited ACN 003 485 952 | Friday, 2 October 2015 | 1,065.30 | | 670 Ordinary shares |
| CBA Equities Limited ACN 003 485 952 | Tuesday, 6 October 2015 | 7,765.40 | | 4,735 Ordinary shares |
| CBA Equities Limited ACN 003 485 952 | Tuesday, 6 October 2015 | 7,457.08 | | 4,547 Ordinary shares |
| CBA Equities Limited ACN 003 485 952 | Tuesday, 6 October 2015 | 1,882.72 | | 1,148 Ordinary shares |
| CBA Equities Limited ACN 003 485 952 | Tuesday, 6 October 2015 | 2,833.92 | | 1,728 Ordinary shares |

| | | | | |
|---|----------------------------|----------|--|-----------------------|
| CBA Equities Limited ACN 003 485 952 | Tuesday, 6 October 2015 | 2,110.57 | | 1,315 Ordinary shares |
| CBA Equities Limited ACN 003 485 952 | Tuesday, 6 October 2015 | 602.54 | | 376 Ordinary shares |
| CBA Equities Limited ACN 003 485 952 | Tuesday, 6 October 2015 | 198.71 | | 124 Ordinary shares |
| CBA Equities Limited ACN 003 485 952 | Tuesday, 6 October 2015 | 785.23 | | 490 Ordinary shares |
| CBA Equities Limited ACN 003 485 952 | Tuesday, 6 October 2015 | 2,379.71 | | 1,485 Ordinary shares |
| CBA Equities Limited ACN 003 485 952 | Tuesday, 6 October 2015 | 2,104.00 | | 1,315 Ordinary shares |
| CBA Equities Limited ACN 003 485 952 | Tuesday, 6 October 2015 | 1,056.00 | | 660 Ordinary shares |
| CBA Equities Limited ACN 003 485 952 | Tuesday, 6 October 2015 | 1,257.30 | | 792 Ordinary shares |
| CBA Equities Limited ACN 003 485 952 | Tuesday, 6 October 2015 | 47.63 | | 30 Ordinary shares |
| CBA Equities Limited ACN 003 485 952 | Tuesday, 6 October 2015 | 955.67 | | 602 Ordinary shares |
| CBA Equities Limited ACN 003 485 952 | Tuesday, 6 October 2015 | 1,476.38 | | 930 Ordinary shares |
| CBA Equities Limited ACN 003 485 952 | Tuesday, 6 October 2015 | 727.07 | | 458 Ordinary shares |
| CBA Equities Limited ACN 003 485 952 | Tuesday, 6 October 2015 | 2,430.72 | | 1,536 Ordinary shares |
| CBA Equities Limited ACN 003 485 952 | Tuesday, 6 October 2015 | 1,311.27 | | 826 Ordinary shares |
| CBA Equities Limited ACN 003 485 952 | Tuesday, 6 October 2015 | 638.17 | | 402 Ordinary shares |
| CBA Equities Limited ACN 003 485 952 | Tuesday, 6 October 2015 | 258.76 | | 163 Ordinary shares |
| CBA Equities Limited ACN 003 485 952 | Tuesday, 6 October 2015 | 638.17 | | 402 Ordinary shares |
| CBA Equities Limited ACN 003 485 952 | Tuesday, 6 October 2015 | 258.76 | | 163 Ordinary shares |
| CBA Equities Limited | Tuesday, 6 October | 219.07 | | 138 Ordinary shares |

| | | | | |
|---|----------------------------|----------|--|-----------------------|
| ACN 003 485 952 | 2015 | | | |
| CBA Equities Limited ACN 003 485 952 | Tuesday, 6 October 2015 | 544.51 | | 343 Ordinary shares |
| CBA Equities Limited ACN 003 485 952 | Tuesday, 6 October 2015 | 306.39 | | 193 Ordinary shares |
| CBA Equities Limited ACN 003 485 952 | Tuesday, 6 October 2015 | 980.86 | | 614 Ordinary shares |
| CBA Equities Limited ACN 003 485 952 | Tuesday, 6 October 2015 | 362.63 | | 227 Ordinary shares |
| CBA Equities Limited ACN 003 485 952 | Tuesday, 6 October 2015 | 153.36 | | 96 Ordinary shares |
| CBA Equities Limited ACN 003 485 952 | Tuesday, 6 October 2015 | 282.76 | | 177 Ordinary shares |
| CBA Equities Limited ACN 003 485 952 | Tuesday, 6 October 2015 | 2,198.16 | | 1,376 Ordinary shares |
| CBA Equities Limited ACN 003 485 952 | Tuesday, 6 October 2015 | 670.95 | | 420 Ordinary shares |
| CBA Equities Limited ACN 003 485 952 | Tuesday, 6 October 2015 | 1,262.02 | | 790 Ordinary shares |
| CBA Equities Limited ACN 003 485 952 | Tuesday, 6 October 2015 | 1.60 | | 1 Ordinary shares |
| CBA Equities Limited ACN 003 485 952 | Tuesday, 6 October 2015 | 6.39 | | 4 Ordinary shares |
| CBA Equities Limited ACN 003 485 952 | Tuesday, 6 October 2015 | 15.98 | | 10 Ordinary shares |
| CBA Equities Limited ACN 003 485 952 | Tuesday, 6 October 2015 | 3,281.26 | | 2,054 Ordinary shares |
| CBA Equities Limited ACN 003 485 952 | Tuesday, 6 October 2015 | 2,520.86 | | 1,578 Ordinary shares |
| CBA Equities Limited ACN 003 485 952 | Tuesday, 6 October 2015 | 1,009.62 | | 632 Ordinary shares |
| CBA Equities Limited ACN 003 485 952 | Tuesday, 6 October 2015 | 1,284.39 | | 804 Ordinary shares |
| CBA Equities Limited ACN 003 485 952 | Tuesday, 6 October 2015 | 1,926.58 | | 1,206 Ordinary shares |
| CBA Equities Limited ACN 003 485 952 | Tuesday, 6 October 2015 | 73.48 | | 46 Ordinary shares |

| | | | | |
|---|----------------------------|-----------|--|-----------------------|
| CBA Equities Limited ACN 003 485 952 | Tuesday, 6 October 2015 | 46.33 | | 29 Ordinary shares |
| CBA Equities Limited ACN 003 485 952 | Tuesday, 6 October 2015 | 70.29 | | 44 Ordinary shares |
| CBA Equities Limited ACN 003 485 952 | Tuesday, 6 October 2015 | 86.27 | | 54 Ordinary shares |
| CBA Equities Limited ACN 003 485 952 | Tuesday, 6 October 2015 | 7.99 | | 5 Ordinary shares |
| CBA Equities Limited ACN 003 485 952 | Tuesday, 6 October 2015 | 650.18 | | 407 Ordinary shares |
| CBA Equities Limited ACN 003 485 952 | Tuesday, 6 October 2015 | 5,207.68 | | 3,265 Ordinary shares |
| CBA Equities Limited ACN 003 485 952 | Tuesday, 6 October 2015 | 59.11 | | 37 Ordinary shares |
| CBA Equities Limited ACN 003 485 952 | Tuesday, 6 October 2015 | 38.34 | | 24 Ordinary shares |
| CBA Equities Limited ACN 003 485 952 | Tuesday, 6 October 2015 | 59.11 | | 37 Ordinary shares |
| CBA Equities Limited ACN 003 485 952 | Tuesday, 6 October 2015 | 4.79 | | 3 Ordinary shares |
| CBA Equities Limited ACN 003 485 952 | Tuesday, 6 October 2015 | 3.19 | | 2 Ordinary shares |
| CBA Equities Limited ACN 003 485 952 | Tuesday, 6 October 2015 | 1.60 | | 1 Ordinary shares |
| CBA Equities Limited ACN 003 485 952 | Tuesday, 6 October 2015 | 651.78 | | 408 Ordinary shares |
| CBA Equities Limited ACN 003 485 952 | Tuesday, 6 October 2015 | 10,501.48 | | 6,584 Ordinary shares |
| CBA Equities Limited ACN 003 485 952 | Tuesday, 6 October 2015 | 92.07 | | 58 Ordinary shares |
| CBA Equities Limited ACN 003 485 952 | Tuesday, 6 October 2015 | 65.09 | | 41 Ordinary shares |
| CBA Equities Limited ACN 003 485 952 | Tuesday, 6 October 2015 | 230.19 | | 145 Ordinary shares |
| CBA Equities Limited ACN 003 485 952 | Tuesday, 6 October 2015 | 66.67 | | 42 Ordinary shares |
| CBA Equities Limited | Tuesday, 6 October | 974.61 | | 612 Ordinary shares |

| | | | | |
|---|------------------------------|-----------|--|------------------------|
| ACN 003 485 952 | 2015 | | | |
| CBA Equities Limited ACN 003 485 952 | Wednesday, 7 October 2015 | 2,553.60 | | 1,596 Ordinary shares |
| CBA Equities Limited ACN 003 485 952 | Wednesday, 7 October 2015 | 929.60 | | 581 Ordinary shares |
| CBA Equities Limited ACN 003 485 952 | Wednesday, 7 October 2015 | 1,188.80 | | 743 Ordinary shares |
| CBA Equities Limited ACN 003 485 952 | Wednesday, 7 October 2015 | 881.60 | | 551 Ordinary shares |
| CBA Equities Limited ACN 003 485 952 | Wednesday, 7 October 2015 | 7,913.60 | | 4,946 Ordinary shares |
| CBA Equities Limited ACN 003 485 952 | Wednesday, 7 October 2015 | 2,624.00 | | 1,640 Ordinary shares |
| CBA Equities Limited ACN 003 485 952 | Wednesday, 7 October 2015 | 993.60 | | 621 Ordinary shares |
| CBA Equities Limited ACN 003 485 952 | Wednesday, 7 October 2015 | 512.00 | | 320 Ordinary shares |
| CBA Equities Limited ACN 003 485 952 | Wednesday, 7 October 2015 | 2,064.55 | | 1,315 Ordinary shares |
| CBA Equities Limited ACN 003 485 952 | Thursday, 8 October 2015 | 330.22 | | 209 Ordinary shares |
| CBA Equities Limited ACN 003 485 952 | Thursday, 8 October 2015 | 1,320.88 | | 836 Ordinary shares |
| CBA Equities Limited ACN 003 485 952 | Thursday, 8 October 2015 | 426.60 | | 270 Ordinary shares |
| CBA Equities Limited ACN 003 485 952 | Friday, 9 October 2015 | 3,117.34 | | 1,973 Ordinary shares |
| CBA Equities Limited ACN 003 485 952 | Friday, 9 October 2015 | 913.24 | | 578 Ordinary shares |
| CBA Equities Limited ACN 003 485 952 | Friday, 9 October 2015 | 19,999.64 | | 12,658 Ordinary shares |
| CBA Equities Limited ACN 003 485 952 | Friday, 9 October 2015 | 447.67 | | 282 Ordinary shares |
| CBA Equities Limited ACN 003 485 952 | Friday, 9 October 2015 | 425.69 | | 269 Ordinary shares |
| CBA Equities Limited ACN 003 485 952 | Friday, 9 October 2015 | 1,657.91 | | 1,046 Ordinary shares |

| | | | | |
|---|------------------------|----------|--|-----------------------|
| CBA Equities Limited ACN 003 485 952 | Friday, 9 October 2015 | 447.67 | | 282 Ordinary shares |
| CBA Equities Limited ACN 003 485 952 | Friday, 9 October 2015 | 1,290.86 | | 817 Ordinary shares |
| CBA Equities Limited ACN 003 485 952 | Friday, 9 October 2015 | 1,899.00 | | 1,200 Ordinary shares |
| CBA Equities Limited ACN 003 485 952 | Friday, 9 October 2015 | 598.19 | | 378 Ordinary shares |
| CBA Equities Limited ACN 003 485 952 | Friday, 9 October 2015 | 2,864.54 | | 1,813 Ordinary shares |
| CBA Equities Limited ACN 003 485 952 | Friday, 9 October 2015 | 4,294.19 | | 2,705 Ordinary shares |
| CBA Equities Limited ACN 003 485 952 | Friday, 9 October 2015 | 4,175.13 | | 2,630 Ordinary shares |
| CBA Equities Limited ACN 003 485 952 | Friday, 9 October 2015 | 3,175.00 | | 2,000 Ordinary shares |
| CBA Equities Limited ACN 003 485 952 | Friday, 9 October 2015 | 4,208.18 | | 2,655 Ordinary shares |
| CBA Equities Limited ACN 003 485 952 | Friday, 9 October 2015 | 4,003.72 | | 2,530 Ordinary shares |
| CBA Equities Limited ACN 003 485 952 | Friday, 9 October 2015 | 2,087.56 | | 1,315 Ordinary shares |
| CBA Equities Limited ACN 003 485 952 | Friday, 9 October 2015 | 3,151.19 | | 1,985 Ordinary shares |
| CBA Equities Limited ACN 003 485 952 | Friday, 9 October 2015 | 2,087.56 | | 1,315 Ordinary shares |
| CBA Equities Limited ACN 003 485 952 | Friday, 9 October 2015 | 3,135.31 | | 1,975 Ordinary shares |
| CBA Equities Limited ACN 003 485 952 | Friday, 9 October 2015 | 2,087.56 | | 1,315 Ordinary shares |
| CBA Equities Limited ACN 003 485 952 | Friday, 9 October 2015 | 887.60 | | 560 Ordinary shares |
| CBA Equities Limited ACN 003 485 952 | Friday, 9 October 2015 | 407.34 | | 257 Ordinary shares |
| CBA Equities Limited ACN 003 485 952 | Friday, 9 October 2015 | 1,835.43 | | 1,158 Ordinary shares |
| CBA Equities Limited | Friday, 9 October 2015 | 2,087.56 | | 1,315 Ordinary shares |

| | | | | |
|---|----------------------------|-----------|--|------------------------|
| ACN 003 485 952 | | | | |
| CBA Equities Limited ACN 003 485 952 | Friday, 9 October 2015 | 3,135.31 | | 1,975 Ordinary shares |
| CBA Equities Limited ACN 003 485 952 | Friday, 9 October 2015 | 2,087.56 | | 1,315 Ordinary shares |
| CBA Equities Limited ACN 003 485 952 | Friday, 9 October 2015 | 3,264.63 | | 2,050 Ordinary shares |
| CBA Equities Limited ACN 003 485 952 | Friday, 9 October 2015 | 3,145.19 | | 1,975 Ordinary shares |
| CBA Equities Limited ACN 003 485 952 | Friday, 9 October 2015 | 3,161.11 | | 1,985 Ordinary shares |
| CBA Equities Limited ACN 003 485 952 | Friday, 9 October 2015 | 3,169.08 | | 1,990 Ordinary shares |
| CBA Equities Limited ACN 003 485 952 | Friday, 9 October 2015 | 4,201.43 | | 2,630 Ordinary shares |
| CBA Equities Limited ACN 003 485 952 | Friday, 9 October 2015 | 4,194.85 | | 2,630 Ordinary shares |
| CBA Equities Limited ACN 003 485 952 | Friday, 9 October 2015 | 27,469.09 | | 17,222 Ordinary shares |
| CBA Equities Limited ACN 003 485 952 | Friday, 9 October 2015 | 10,491.91 | | 6,578 Ordinary shares |
| CBA Equities Limited ACN 003 485 952 | Monday, 19 October 2015 | 2,109.10 | | 1,310 Ordinary shares |
| CBA Equities Limited ACN 003 485 952 | Monday, 19 October 2015 | 66.42 | | 41 Ordinary shares |
| CBA Equities Limited ACN 003 485 952 | Monday, 19 October 2015 | 30.78 | | 19 Ordinary shares |
| CBA Equities Limited ACN 003 485 952 | Monday, 19 October 2015 | 1.62 | | 1 Ordinary shares |
| CBA Equities Limited ACN 003 485 952 | Monday, 19 October 2015 | 82.62 | | 51 Ordinary shares |
| CBA Equities Limited ACN 003 485 952 | Monday, 19 October 2015 | 24.30 | | 15 Ordinary shares |
| CBA Equities Limited ACN 003 485 952 | Monday, 19 October 2015 | 45.36 | | 28 Ordinary shares |
| CBA Equities Limited ACN 003 485 952 | Monday, 19 October 2015 | 24.30 | | 15 Ordinary shares |

| | | | | |
|---|----------------------------|--------|--|--------------------|
| CBA Equities Limited ACN 003 485 952 | Monday, 19 October 2015 | 25.92 | | 16 Ordinary shares |
| CBA Equities Limited ACN 003 485 952 | Monday, 19 October 2015 | 21.06 | | 13 Ordinary shares |
| CBA Equities Limited ACN 003 485 952 | Monday, 19 October 2015 | 100.44 | | 62 Ordinary shares |
| CBA Equities Limited ACN 003 485 952 | Monday, 19 October 2015 | 8.10 | | 5 Ordinary shares |
| CBA Equities Limited ACN 003 485 952 | Monday, 19 October 2015 | 110.16 | | 68 Ordinary shares |
| CBA Equities Limited ACN 003 485 952 | Monday, 19 October 2015 | 3.24 | | 2 Ordinary shares |
| CBA Equities Limited ACN 003 485 952 | Monday, 19 October 2015 | 35.64 | | 22 Ordinary shares |
| CBA Equities Limited ACN 003 485 952 | Monday, 19 October 2015 | 71.28 | | 44 Ordinary shares |
| CBA Equities Limited ACN 003 485 952 | Monday, 19 October 2015 | 72.90 | | 45 Ordinary shares |
| CBA Equities Limited ACN 003 485 952 | Monday, 19 October 2015 | 72.90 | | 45 Ordinary shares |
| CBA Equities Limited ACN 003 485 952 | Monday, 19 October 2015 | 25.92 | | 16 Ordinary shares |
| CBA Equities Limited ACN 003 485 952 | Monday, 19 October 2015 | 74.52 | | 46 Ordinary shares |
| CBA Equities Limited ACN 003 485 952 | Monday, 19 October 2015 | 9.72 | | 6 Ordinary shares |
| CBA Equities Limited ACN 003 485 952 | Monday, 19 October 2015 | 1.62 | | 1 Ordinary shares |
| CBA Equities Limited ACN 003 485 952 | Monday, 19 October 2015 | 35.64 | | 22 Ordinary shares |
| CBA Equities Limited ACN 003 485 952 | Monday, 19 October 2015 | 24.30 | | 15 Ordinary shares |
| CBA Equities Limited ACN 003 485 952 | Monday, 19 October 2015 | 50.22 | | 31 Ordinary shares |
| CBA Equities Limited ACN 003 485 952 | Monday, 19 October 2015 | 12.96 | | 8 Ordinary shares |
| CBA Equities Limited | Monday, 19 October | 102.06 | | 63 Ordinary shares |

| | | | | |
|---|----------------------------|--------|--|---------------------|
| ACN 003 485 952 | 2015 | | | |
| CBA Equities Limited ACN 003 485 952 | Monday, 19 October 2015 | 53.46 | | 33 Ordinary shares |
| CBA Equities Limited ACN 003 485 952 | Monday, 19 October 2015 | 19.44 | | 12 Ordinary shares |
| CBA Equities Limited ACN 003 485 952 | Monday, 19 October 2015 | 162.00 | | 100 Ordinary shares |
| CBA Equities Limited ACN 003 485 952 | Monday, 19 October 2015 | 30.78 | | 19 Ordinary shares |
| CBA Equities Limited ACN 003 485 952 | Monday, 19 October 2015 | 24.30 | | 15 Ordinary shares |
| CBA Equities Limited ACN 003 485 952 | Monday, 19 October 2015 | 126.36 | | 78 Ordinary shares |
| CBA Equities Limited ACN 003 485 952 | Monday, 19 October 2015 | 22.68 | | 14 Ordinary shares |
| CBA Equities Limited ACN 003 485 952 | Monday, 19 October 2015 | 21.06 | | 13 Ordinary shares |
| CBA Equities Limited ACN 003 485 952 | Monday, 19 October 2015 | 76.14 | | 47 Ordinary shares |
| CBA Equities Limited ACN 003 485 952 | Monday, 19 October 2015 | 12.96 | | 8 Ordinary shares |
| CBA Equities Limited ACN 003 485 952 | Monday, 19 October 2015 | 9.72 | | 6 Ordinary shares |
| CBA Equities Limited ACN 003 485 952 | Monday, 19 October 2015 | 12.96 | | 8 Ordinary shares |
| CBA Equities Limited ACN 003 485 952 | Monday, 19 October 2015 | 181.44 | | 112 Ordinary shares |
| CBA Equities Limited ACN 003 485 952 | Monday, 19 October 2015 | 8.10 | | 5 Ordinary shares |
| CBA Equities Limited ACN 003 485 952 | Monday, 19 October 2015 | 29.16 | | 18 Ordinary shares |
| CBA Equities Limited ACN 003 485 952 | Monday, 19 October 2015 | 45.36 | | 28 Ordinary shares |
| CBA Equities Limited ACN 003 485 952 | Monday, 19 October 2015 | 3.24 | | 2 Ordinary shares |
| CBA Equities Limited ACN 003 485 952 | Monday, 19 October 2015 | 92.34 | | 57 Ordinary shares |

| | | | | |
|---|----------------------------|--------|--|---------------------|
| CBA Equities Limited ACN 003 485 952 | Monday, 19 October 2015 | 110.16 | | 68 Ordinary shares |
| CBA Equities Limited ACN 003 485 952 | Monday, 19 October 2015 | 71.28 | | 44 Ordinary shares |
| CBA Equities Limited ACN 003 485 952 | Monday, 19 October 2015 | 32.40 | | 20 Ordinary shares |
| CBA Equities Limited ACN 003 485 952 | Monday, 19 October 2015 | 374.22 | | 231 Ordinary shares |
| CBA Equities Limited ACN 003 485 952 | Monday, 19 October 2015 | 92.34 | | 57 Ordinary shares |
| CBA Equities Limited ACN 003 485 952 | Monday, 19 October 2015 | 4.86 | | 3 Ordinary shares |
| CBA Equities Limited ACN 003 485 952 | Monday, 19 October 2015 | 3.24 | | 2 Ordinary shares |
| CBA Equities Limited ACN 003 485 952 | Monday, 19 October 2015 | 55.08 | | 34 Ordinary shares |
| CBA Equities Limited ACN 003 485 952 | Monday, 19 October 2015 | 3.24 | | 2 Ordinary shares |
| CBA Equities Limited ACN 003 485 952 | Monday, 19 October 2015 | 64.80 | | 40 Ordinary shares |
| CBA Equities Limited ACN 003 485 952 | Monday, 19 October 2015 | 27.54 | | 17 Ordinary shares |
| CBA Equities Limited ACN 003 485 952 | Monday, 19 October 2015 | 14.58 | | 9 Ordinary shares |
| CBA Equities Limited ACN 003 485 952 | Monday, 19 October 2015 | 1.62 | | 1 Ordinary shares |
| CBA Equities Limited ACN 003 485 952 | Monday, 19 October 2015 | 1.62 | | 1 Ordinary shares |
| CBA Equities Limited ACN 003 485 952 | Monday, 19 October 2015 | 32.40 | | 20 Ordinary shares |
| CBA Equities Limited ACN 003 485 952 | Monday, 19 October 2015 | 12.96 | | 8 Ordinary shares |
| CBA Equities Limited ACN 003 485 952 | Monday, 19 October 2015 | 1.62 | | 1 Ordinary shares |
| CBA Equities Limited ACN 003 485 952 | Monday, 19 October 2015 | 32.40 | | 20 Ordinary shares |
| CBA Equities Limited | Monday, 19 October | 22.68 | | 14 Ordinary shares |

| | | | | |
|---|----------------------------|--------|--|---------------------|
| ACN 003 485 952 | 2015 | | | |
| CBA Equities Limited ACN 003 485 952 | Monday, 19 October 2015 | 16.20 | | 10 Ordinary shares |
| CBA Equities Limited ACN 003 485 952 | Monday, 19 October 2015 | 11.34 | | 7 Ordinary shares |
| CBA Equities Limited ACN 003 485 952 | Monday, 19 October 2015 | 150.66 | | 93 Ordinary shares |
| CBA Equities Limited ACN 003 485 952 | Monday, 19 October 2015 | 230.04 | | 142 Ordinary shares |
| CBA Equities Limited ACN 003 485 952 | Monday, 19 October 2015 | 9.72 | | 6 Ordinary shares |
| CBA Equities Limited ACN 003 485 952 | Monday, 19 October 2015 | 607.50 | | 375 Ordinary shares |
| CBA Equities Limited ACN 003 485 952 | Monday, 19 October 2015 | 113.40 | | 70 Ordinary shares |
| CBA Equities Limited ACN 003 485 952 | Monday, 19 October 2015 | 8.10 | | 5 Ordinary shares |
| CBA Equities Limited ACN 003 485 952 | Monday, 19 October 2015 | 4.86 | | 3 Ordinary shares |
| CBA Equities Limited ACN 003 485 952 | Monday, 19 October 2015 | 3.24 | | 2 Ordinary shares |
| CBA Equities Limited ACN 003 485 952 | Monday, 19 October 2015 | 3.24 | | 2 Ordinary shares |
| CBA Equities Limited ACN 003 485 952 | Monday, 19 October 2015 | 1.62 | | 1 Ordinary shares |
| CBA Equities Limited ACN 003 485 952 | Monday, 19 October 2015 | 1.62 | | 1 Ordinary shares |
| CBA Equities Limited ACN 003 485 952 | Monday, 19 October 2015 | 1.62 | | 1 Ordinary shares |
| CBA Equities Limited ACN 003 485 952 | Monday, 19 October 2015 | 58.32 | | 36 Ordinary shares |
| CBA Equities Limited ACN 003 485 952 | Monday, 19 October 2015 | 283.50 | | 175 Ordinary shares |
| CBA Equities Limited ACN 003 485 952 | Monday, 19 October 2015 | 1.62 | | 1 Ordinary shares |
| CBA Equities Limited ACN 003 485 952 | Monday, 19 October 2015 | 72.90 | | 45 Ordinary shares |

| | | | | |
|---|----------------------------|--------|--|---------------------|
| CBA Equities Limited ACN 003 485 952 | Monday, 19 October 2015 | 43.74 | | 27 Ordinary shares |
| CBA Equities Limited ACN 003 485 952 | Monday, 19 October 2015 | 152.28 | | 94 Ordinary shares |
| CBA Equities Limited ACN 003 485 952 | Monday, 19 October 2015 | 382.32 | | 236 Ordinary shares |
| CBA Equities Limited ACN 003 485 952 | Monday, 19 October 2015 | 14.58 | | 9 Ordinary shares |
| CBA Equities Limited ACN 003 485 952 | Monday, 19 October 2015 | 571.86 | | 353 Ordinary shares |
| CBA Equities Limited ACN 003 485 952 | Monday, 19 October 2015 | 66.42 | | 41 Ordinary shares |
| CBA Equities Limited ACN 003 485 952 | Monday, 19 October 2015 | 79.38 | | 49 Ordinary shares |
| CBA Equities Limited ACN 003 485 952 | Monday, 19 October 2015 | 48.60 | | 30 Ordinary shares |
| CBA Equities Limited ACN 003 485 952 | Monday, 19 October 2015 | 9.72 | | 6 Ordinary shares |
| CBA Equities Limited ACN 003 485 952 | Monday, 19 October 2015 | 19.44 | | 12 Ordinary shares |
| CBA Equities Limited ACN 003 485 952 | Monday, 19 October 2015 | 25.92 | | 16 Ordinary shares |
| CBA Equities Limited ACN 003 485 952 | Monday, 19 October 2015 | 737.10 | | 455 Ordinary shares |
| CBA Equities Limited ACN 003 485 952 | Monday, 19 October 2015 | 50.22 | | 31 Ordinary shares |
| CBA Equities Limited ACN 003 485 952 | Monday, 19 October 2015 | 17.82 | | 11 Ordinary shares |
| CBA Equities Limited ACN 003 485 952 | Monday, 19 October 2015 | 228.42 | | 141 Ordinary shares |
| CBA Equities Limited ACN 003 485 952 | Monday, 19 October 2015 | 162.00 | | 100 Ordinary shares |
| CBA Equities Limited ACN 003 485 952 | Monday, 19 October 2015 | 358.02 | | 221 Ordinary shares |
| CBA Equities Limited ACN 003 485 952 | Monday, 19 October 2015 | 302.94 | | 187 Ordinary shares |
| CBA Equities Limited | Monday, 19 October | 16.20 | | 10 Ordinary shares |

| | | | | |
|---|----------------------------|--------|--|---------------------|
| ACN 003 485 952 | 2015 | | | |
| CBA Equities Limited ACN 003 485 952 | Monday, 19 October 2015 | 113.40 | | 70 Ordinary shares |
| CBA Equities Limited ACN 003 485 952 | Monday, 19 October 2015 | 116.64 | | 72 Ordinary shares |
| CBA Equities Limited ACN 003 485 952 | Monday, 19 October 2015 | 72.90 | | 45 Ordinary shares |
| CBA Equities Limited ACN 003 485 952 | Monday, 19 October 2015 | 19.44 | | 12 Ordinary shares |
| CBA Equities Limited ACN 003 485 952 | Monday, 19 October 2015 | 37.26 | | 23 Ordinary shares |
| CBA Equities Limited ACN 003 485 952 | Monday, 19 October 2015 | 12.96 | | 8 Ordinary shares |
| CBA Equities Limited ACN 003 485 952 | Monday, 19 October 2015 | 79.38 | | 49 Ordinary shares |
| CBA Equities Limited ACN 003 485 952 | Monday, 19 October 2015 | 291.60 | | 180 Ordinary shares |
| CBA Equities Limited ACN 003 485 952 | Monday, 19 October 2015 | 108.54 | | 67 Ordinary shares |
| CBA Equities Limited ACN 003 485 952 | Monday, 19 October 2015 | 46.98 | | 29 Ordinary shares |
| CBA Equities Limited ACN 003 485 952 | Monday, 19 October 2015 | 98.82 | | 61 Ordinary shares |
| CBA Equities Limited ACN 003 485 952 | Monday, 19 October 2015 | 103.68 | | 64 Ordinary shares |
| CBA Equities Limited ACN 003 485 952 | Monday, 19 October 2015 | 474.66 | | 293 Ordinary shares |
| CBA Equities Limited ACN 003 485 952 | Monday, 19 October 2015 | 153.90 | | 95 Ordinary shares |
| CBA Equities Limited ACN 003 485 952 | Monday, 19 October 2015 | 22.68 | | 14 Ordinary shares |
| CBA Equities Limited ACN 003 485 952 | Monday, 19 October 2015 | 139.32 | | 86 Ordinary shares |
| CBA Equities Limited ACN 003 485 952 | Monday, 19 October 2015 | 98.82 | | 61 Ordinary shares |
| CBA Equities Limited ACN 003 485 952 | Monday, 19 October 2015 | 69.66 | | 43 Ordinary shares |

| | | | | |
|---|----------------------------|----------|--|-----------------------|
| CBA Equities Limited ACN 003 485 952 | Monday, 19 October 2015 | 48.60 | | 30 Ordinary shares |
| CBA Equities Limited ACN 003 485 952 | Monday, 19 October 2015 | 79.38 | | 49 Ordinary shares |
| CBA Equities Limited ACN 003 485 952 | Monday, 19 October 2015 | 34.02 | | 21 Ordinary shares |
| CBA Equities Limited ACN 003 485 952 | Monday, 19 October 2015 | 37.26 | | 23 Ordinary shares |
| CBA Equities Limited ACN 003 485 952 | Monday, 19 October 2015 | 126.36 | | 78 Ordinary shares |
| CBA Equities Limited ACN 003 485 952 | Monday, 19 October 2015 | 24.30 | | 15 Ordinary shares |
| CBA Equities Limited ACN 003 485 952 | Monday, 19 October 2015 | 27.54 | | 17 Ordinary shares |
| CBA Equities Limited ACN 003 485 952 | Monday, 19 October 2015 | 29.16 | | 18 Ordinary shares |
| CBA Equities Limited ACN 003 485 952 | Monday, 19 October 2015 | 21.06 | | 13 Ordinary shares |
| CBA Equities Limited ACN 003 485 952 | Monday, 19 October 2015 | 119.88 | | 74 Ordinary shares |
| CBA Equities Limited ACN 003 485 952 | Monday, 19 October 2015 | 560.52 | | 346 Ordinary shares |
| CBA Equities Limited ACN 003 485 952 | Monday, 19 October 2015 | 42.12 | | 26 Ordinary shares |
| CBA Equities Limited ACN 003 485 952 | Monday, 19 October 2015 | 42.12 | | 26 Ordinary shares |
| CBA Equities Limited ACN 003 485 952 | Monday, 19 October 2015 | 424.44 | | 262 Ordinary shares |
| CBA Equities Limited ACN 003 485 952 | Monday, 19 October 2015 | 386.75 | | 238 Ordinary shares |
| CBA Equities Limited ACN 003 485 952 | Monday, 19 October 2015 | 934.38 | | 575 Ordinary shares |
| CBA Equities Limited ACN 003 485 952 | Monday, 19 October 2015 | 1,922.38 | | 1,183 Ordinary shares |
| CBA Equities Limited ACN 003 485 952 | Monday, 19 October 2015 | 455.22 | | 281 Ordinary shares |
| CBA Equities Limited | Monday, 19 October | 106.92 | | 66 Ordinary shares |

| | | | | |
|---|----------------------------|--------|--|---------------------|
| ACN 003 485 952 | 2015 | | | |
| CBA Equities Limited ACN 003 485 952 | Monday, 19 October 2015 | 145.80 | | 90 Ordinary shares |
| CBA Equities Limited ACN 003 485 952 | Monday, 19 October 2015 | 366.12 | | 226 Ordinary shares |
| CBA Equities Limited ACN 003 485 952 | Monday, 19 October 2015 | 1.62 | | 1 Ordinary shares |
| CBA Equities Limited ACN 003 485 952 | Monday, 19 October 2015 | 113.40 | | 70 Ordinary shares |
| CBA Equities Limited ACN 003 485 952 | Monday, 19 October 2015 | 85.86 | | 53 Ordinary shares |
| CBA Equities Limited ACN 003 485 952 | Monday, 19 October 2015 | 27.54 | | 17 Ordinary shares |
| CBA Equities Limited ACN 003 485 952 | Monday, 19 October 2015 | 259.20 | | 160 Ordinary shares |
| CBA Equities Limited ACN 003 485 952 | Monday, 19 October 2015 | 35.64 | | 22 Ordinary shares |
| CBA Equities Limited ACN 003 485 952 | Monday, 19 October 2015 | 79.38 | | 49 Ordinary shares |
| CBA Equities Limited ACN 003 485 952 | Monday, 19 October 2015 | 32.40 | | 20 Ordinary shares |
| CBA Equities Limited ACN 003 485 952 | Monday, 19 October 2015 | 118.26 | | 73 Ordinary shares |
| CBA Equities Limited ACN 003 485 952 | Monday, 19 October 2015 | 3.24 | | 2 Ordinary shares |
| CBA Equities Limited ACN 003 485 952 | Monday, 19 October 2015 | 45.36 | | 28 Ordinary shares |
| CBA Equities Limited ACN 003 485 952 | Monday, 19 October 2015 | 21.06 | | 13 Ordinary shares |
| CBA Equities Limited ACN 003 485 952 | Monday, 19 October 2015 | 4.86 | | 3 Ordinary shares |
| CBA Equities Limited ACN 003 485 952 | Monday, 19 October 2015 | 14.58 | | 9 Ordinary shares |
| CBA Equities Limited ACN 003 485 952 | Monday, 19 October 2015 | 66.42 | | 41 Ordinary shares |
| CBA Equities Limited ACN 003 485 952 | Monday, 19 October 2015 | 61.56 | | 38 Ordinary shares |

| | | | | |
|---|-----------------------------|----------|--|---------------------|
| CBA Equities Limited ACN 003 485 952 | Monday, 19 October 2015 | 98.82 | | 61 Ordinary shares |
| CBA Equities Limited ACN 003 485 952 | Monday, 19 October 2015 | 140.94 | | 87 Ordinary shares |
| CBA Equities Limited ACN 003 485 952 | Monday, 19 October 2015 | 77.76 | | 48 Ordinary shares |
| CBA Equities Limited ACN 003 485 952 | Monday, 19 October 2015 | 55.08 | | 34 Ordinary shares |
| CBA Equities Limited ACN 003 485 952 | Monday, 19 October 2015 | 4.86 | | 3 Ordinary shares |
| CBA Equities Limited ACN 003 485 952 | Monday, 19 October 2015 | 71.28 | | 44 Ordinary shares |
| CBA Equities Limited ACN 003 485 952 | Monday, 19 October 2015 | 110.16 | | 68 Ordinary shares |
| CBA Equities Limited ACN 003 485 952 | Monday, 19 October 2015 | 4.86 | | 3 Ordinary shares |
| CBA Equities Limited ACN 003 485 952 | Monday, 19 October 2015 | 92.34 | | 57 Ordinary shares |
| CBA Equities Limited ACN 003 485 952 | Monday, 19 October 2015 | 119.88 | | 74 Ordinary shares |
| CBA Equities Limited ACN 003 485 952 | Monday, 19 October 2015 | 1.62 | | 1 Ordinary shares |
| CBA Equities Limited ACN 003 485 952 | Monday, 19 October 2015 | 196.02 | | 121 Ordinary shares |
| CBA Equities Limited ACN 003 485 952 | Monday, 19 October 2015 | 393.66 | | 243 Ordinary shares |
| CBA Equities Limited ACN 003 485 952 | Monday, 19 October 2015 | 635.04 | | 392 Ordinary shares |
| CBA Equities Limited ACN 003 485 952 | Monday, 19 October 2015 | 383.94 | | 237 Ordinary shares |
| CBA Equities Limited ACN 003 485 952 | Monday, 19 October 2015 | 251.10 | | 155 Ordinary shares |
| CBA Equities Limited ACN 003 485 952 | Monday, 19 October 2015 | 46.98 | | 29 Ordinary shares |
| CBA Equities Limited ACN 003 485 952 | Tuesday, 20 October 2015 | 257.60 | | 161 Ordinary shares |
| CBA Equities Limited | Tuesday, 20 October | 1,489.60 | | 931 Ordinary shares |

| | | | | |
|---|-------------------------------|-----------|--|------------------------|
| ACN 003 485 952 | 2015 | | | |
| CBA Equities Limited ACN 003 485 952 | Tuesday, 20 October 2015 | 286.40 | | 179 Ordinary shares |
| CBA Equities Limited ACN 003 485 952 | Tuesday, 20 October 2015 | 175.38 | | 111 Ordinary shares |
| CBA Equities Limited ACN 003 485 952 | Tuesday, 20 October 2015 | 1,611.60 | | 1,020 Ordinary shares |
| CBA Equities Limited ACN 003 485 952 | Tuesday, 20 October 2015 | 2,089.45 | | 1,310 Ordinary shares |
| CBA Equities Limited ACN 003 485 952 | Tuesday, 20 October 2015 | 1,258.83 | | 788 Ordinary shares |
| CBA Equities Limited ACN 003 485 952 | Tuesday, 20 October 2015 | 235.69 | | 148 Ordinary shares |
| CBA Equities Limited ACN 003 485 952 | Tuesday, 20 October 2015 | 1,888.24 | | 1,182 Ordinary shares |
| CBA Equities Limited ACN 003 485 952 | Tuesday, 20 October 2015 | 3,237.85 | | 2,030 Ordinary shares |
| CBA Equities Limited ACN 003 485 952 | Tuesday, 20 October 2015 | 2,082.90 | | 1,310 Ordinary shares |
| CBA Equities Limited ACN 003 485 952 | Tuesday, 20 October 2015 | 33,628.95 | | 21,217 Ordinary shares |
| CBA Equities Limited ACN 003 485 952 | Tuesday, 20 October 2015 | 1,753.01 | | 1,106 Ordinary shares |
| CBA Equities Limited ACN 003 485 952 | Tuesday, 20 October 2015 | 876.51 | | 553 Ordinary shares |
| CBA Equities Limited ACN 003 485 952 | Wednesday, 21 October 2015 | 1,431.48 | | 906 Ordinary shares |
| CBA Equities Limited ACN 003 485 952 | Wednesday, 21 October 2015 | 1,172.36 | | 742 Ordinary shares |
| CBA Equities Limited ACN 003 485 952 | Wednesday, 21 October 2015 | 188.02 | | 119 Ordinary shares |
| CBA Equities Limited ACN 003 485 952 | Wednesday, 21 October 2015 | 515.08 | | 326 Ordinary shares |
| CBA Equities Limited ACN 003 485 952 | Wednesday, 21 October 2015 | 515.08 | | 326 Ordinary shares |
| CBA Equities Limited ACN 003 485 952 | Wednesday, 21 October 2015 | 515.08 | | 326 Ordinary shares |

| | | | | |
|---|-------------------------------|----------|--|-----------------------|
| CBA Equities Limited ACN 003 485 952 | Wednesday, 21 October 2015 | 1,031.74 | | 653 Ordinary shares |
| CBA Equities Limited ACN 003 485 952 | Wednesday, 21 October 2015 | 431.34 | | 273 Ordinary shares |
| CBA Equities Limited ACN 003 485 952 | Wednesday, 21 October 2015 | 6,564.90 | | 4,155 Ordinary shares |
| CBA Equities Limited ACN 003 485 952 | Wednesday, 21 October 2015 | 6,689.72 | | 4,234 Ordinary shares |
| CBA Equities Limited ACN 003 485 952 | Wednesday, 21 October 2015 | 637.00 | | 400 Ordinary shares |
| CBA Equities Limited ACN 003 485 952 | Wednesday, 21 October 2015 | 673.63 | | 423 Ordinary shares |
| CBA Equities Limited ACN 003 485 952 | Wednesday, 21 October 2015 | 22.30 | | 14 Ordinary shares |
| CBA Equities Limited ACN 003 485 952 | Wednesday, 21 October 2015 | 15.93 | | 10 Ordinary shares |
| CBA Equities Limited ACN 003 485 952 | Wednesday, 21 October 2015 | 178.36 | | 112 Ordinary shares |
| CBA Equities Limited ACN 003 485 952 | Wednesday, 21 October 2015 | 178.36 | | 112 Ordinary shares |
| CBA Equities Limited ACN 003 485 952 | Wednesday, 21 October 2015 | 22.30 | | 14 Ordinary shares |
| CBA Equities Limited ACN 003 485 952 | Wednesday, 21 October 2015 | 3.19 | | 2 Ordinary shares |
| CBA Equities Limited ACN 003 485 952 | Wednesday, 21 October 2015 | 151.29 | | 95 Ordinary shares |
| CBA Equities Limited ACN 003 485 952 | Wednesday, 21 October 2015 | 409.27 | | 257 Ordinary shares |
| CBA Equities Limited ACN 003 485 952 | Wednesday, 21 October 2015 | 393.35 | | 247 Ordinary shares |
| CBA Equities Limited ACN 003 485 952 | Wednesday, 21 October 2015 | 254.80 | | 160 Ordinary shares |
| CBA Equities Limited ACN 003 485 952 | Wednesday, 21 October 2015 | 393.35 | | 247 Ordinary shares |
| CBA Equities Limited ACN 003 485 952 | Wednesday, 21 October 2015 | 78.03 | | 49 Ordinary shares |
| CBA Equities Limited | Wednesday, 21 October | 402.90 | | 253 Ordinary shares |

| | | | | |
|---|-------------------------------|-----------|--|-----------------------|
| ACN 003 485 952 | 2015 | | | |
| CBA Equities Limited ACN 003 485 952 | Wednesday, 21 October 2015 | 1,528.80 | | 960 Ordinary shares |
| CBA Equities Limited ACN 003 485 952 | Wednesday, 21 October 2015 | 2,082.90 | | 1,310 Ordinary shares |
| CBA Equities Limited ACN 003 485 952 | Wednesday, 21 October 2015 | 3,098.67 | | 1,955 Ordinary shares |
| CBA Equities Limited ACN 003 485 952 | Thursday, 22 October 2015 | 6,525.22 | | 4,143 Ordinary shares |
| CBA Equities Limited ACN 003 485 952 | Thursday, 22 October 2015 | 13,348.13 | | 8,475 Ordinary shares |
| CBA Equities Limited ACN 003 485 952 | Friday, 23 October 2015 | 1,216.01 | | 782 Ordinary shares |
| CBA Equities Limited ACN 003 485 952 | Friday, 23 October 2015 | 1,105.61 | | 711 Ordinary shares |
| CBA Equities Limited ACN 003 485 952 | Friday, 23 October 2015 | 1,180.24 | | 759 Ordinary shares |
| CBA Equities Limited ACN 003 485 952 | Friday, 23 October 2015 | 65.31 | | 42 Ordinary shares |
| CBA Equities Limited ACN 003 485 952 | Friday, 23 October 2015 | 2,037.05 | | 1,310 Ordinary shares |
| CBA Equities Limited ACN 003 485 952 | Friday, 23 October 2015 | 313.61 | | 202 Ordinary shares |
| CBA Equities Limited ACN 003 485 952 | Friday, 23 October 2015 | 313.61 | | 202 Ordinary shares |
| CBA Equities Limited ACN 003 485 952 | Friday, 23 October 2015 | 3,390.63 | | 2,170 Ordinary shares |
| CBA Equities Limited ACN 003 485 952 | Friday, 23 October 2015 | 237.45 | | 151 Ordinary shares |
| CBA Equities Limited ACN 003 485 952 | Friday, 23 October 2015 | 404.13 | | 257 Ordinary shares |
| CBA Equities Limited ACN 003 485 952 | Friday, 23 October 2015 | 183.98 | | 117 Ordinary shares |
| CBA Equities Limited ACN 003 485 952 | Friday, 23 October 2015 | 290.91 | | 185 Ordinary shares |
| CBA Equities Limited ACN 003 485 952 | Friday, 23 October 2015 | 292.49 | | 186 Ordinary shares |

| | | | | |
|---|-------------------------|----------|--|-----------------------|
| CBA Equities Limited ACN 003 485 952 | Friday, 23 October 2015 | 60.13 | | 38 Ordinary shares |
| CBA Equities Limited ACN 003 485 952 | Friday, 23 October 2015 | 88.62 | | 56 Ordinary shares |
| CBA Equities Limited ACN 003 485 952 | Friday, 23 October 2015 | 1,250.18 | | 790 Ordinary shares |
| CBA Equities Limited ACN 003 485 952 | Friday, 23 October 2015 | 2,098.40 | | 1,326 Ordinary shares |
| CBA Equities Limited ACN 003 485 952 | Friday, 23 October 2015 | 3,120.50 | | 1,975 Ordinary shares |
| CBA Equities Limited ACN 003 485 952 | Friday, 23 October 2015 | 2,056.70 | | 1,310 Ordinary shares |
| CBA Equities Limited ACN 003 485 952 | Friday, 23 October 2015 | 705.38 | | 450 Ordinary shares |
| CBA Equities Limited ACN 003 485 952 | Friday, 23 October 2015 | 706.94 | | 451 Ordinary shares |
| CBA Equities Limited ACN 003 485 952 | Friday, 23 October 2015 | 369.93 | | 236 Ordinary shares |
| CBA Equities Limited ACN 003 485 952 | Friday, 23 October 2015 | 808.83 | | 516 Ordinary shares |
| CBA Equities Limited ACN 003 485 952 | Friday, 23 October 2015 | 9.40 | | 6 Ordinary shares |
| CBA Equities Limited ACN 003 485 952 | Friday, 23 October 2015 | 708.51 | | 452 Ordinary shares |
| CBA Equities Limited ACN 003 485 952 | Friday, 23 October 2015 | 346.42 | | 221 Ordinary shares |
| CBA Equities Limited ACN 003 485 952 | Friday, 23 October 2015 | 706.94 | | 451 Ordinary shares |
| CBA Equities Limited ACN 003 485 952 | Friday, 23 October 2015 | 14.11 | | 9 Ordinary shares |
| CBA Equities Limited ACN 003 485 952 | Friday, 23 October 2015 | 289.99 | | 185 Ordinary shares |
| CBA Equities Limited ACN 003 485 952 | Friday, 23 October 2015 | 705.38 | | 450 Ordinary shares |
| CBA Equities Limited ACN 003 485 952 | Friday, 23 October 2015 | 231.99 | | 148 Ordinary shares |
| CBA Equities Limited | Friday, 23 October 2015 | 5,109.72 | | 3,265 Ordinary shares |

| | | | | |
|---|-------------------------|----------|--|-----------------------|
| ACN 003 485 952 | | | | |
| CBA Equities Limited ACN 003 485 952 | Friday, 23 October 2015 | 1,017.25 | | 650 Ordinary shares |
| CBA Equities Limited ACN 003 485 952 | Friday, 23 October 2015 | 985.95 | | 630 Ordinary shares |
| CBA Equities Limited ACN 003 485 952 | Friday, 23 October 2015 | 1,771.27 | | 1,130 Ordinary shares |
| CBA Equities Limited ACN 003 485 952 | Friday, 23 October 2015 | 943.63 | | 602 Ordinary shares |
| CBA Equities Limited ACN 003 485 952 | Friday, 23 October 2015 | 614.46 | | 392 Ordinary shares |
| CBA Equities Limited ACN 003 485 952 | Friday, 23 October 2015 | 78.38 | | 50 Ordinary shares |
| CBA Equities Limited ACN 003 485 952 | Friday, 23 October 2015 | 275.88 | | 176 Ordinary shares |
| CBA Equities Limited ACN 003 485 952 | Friday, 23 October 2015 | 260.20 | | 166 Ordinary shares |
| CBA Equities Limited ACN 003 485 952 | Friday, 23 October 2015 | 387.17 | | 247 Ordinary shares |
| CBA Equities Limited ACN 003 485 952 | Friday, 23 October 2015 | 368.36 | | 235 Ordinary shares |
| CBA Equities Limited ACN 003 485 952 | Friday, 23 October 2015 | 192.80 | | 123 Ordinary shares |
| CBA Equities Limited ACN 003 485 952 | Friday, 23 October 2015 | 327.61 | | 209 Ordinary shares |
| CBA Equities Limited ACN 003 485 952 | Friday, 23 October 2015 | 467.11 | | 298 Ordinary shares |
| CBA Equities Limited ACN 003 485 952 | Friday, 23 October 2015 | 12.54 | | 8 Ordinary shares |
| CBA Equities Limited ACN 003 485 952 | Friday, 23 October 2015 | 1,642.74 | | 1,048 Ordinary shares |
| CBA Equities Limited ACN 003 485 952 | Friday, 23 October 2015 | 109.72 | | 70 Ordinary shares |
| CBA Equities Limited ACN 003 485 952 | Friday, 23 October 2015 | 236.69 | | 151 Ordinary shares |
| CBA Equities Limited ACN 003 485 952 | Friday, 23 October 2015 | 504.73 | | 322 Ordinary shares |

| | | | | |
|---|----------------------------|----------|--|-----------------------|
| CBA Equities Limited ACN 003 485 952 | Friday, 23 October 2015 | 296.26 | | 189 Ordinary shares |
| CBA Equities Limited ACN 003 485 952 | Friday, 23 October 2015 | 3,748.17 | | 2,395 Ordinary shares |
| CBA Equities Limited ACN 003 485 952 | Friday, 23 October 2015 | 119.13 | | 76 Ordinary shares |
| CBA Equities Limited ACN 003 485 952 | Friday, 23 October 2015 | 47.02 | | 30 Ordinary shares |
| CBA Equities Limited ACN 003 485 952 | Friday, 23 October 2015 | 18.81 | | 12 Ordinary shares |
| CBA Equities Limited ACN 003 485 952 | Friday, 23 October 2015 | 208.48 | | 133 Ordinary shares |
| CBA Equities Limited ACN 003 485 952 | Friday, 23 October 2015 | 705.38 | | 450 Ordinary shares |
| CBA Equities Limited ACN 003 485 952 | Friday, 23 October 2015 | 1,550.26 | | 989 Ordinary shares |
| CBA Equities Limited ACN 003 485 952 | Friday, 23 October 2015 | 1,001.60 | | 640 Ordinary shares |
| CBA Equities Limited ACN 003 485 952 | Friday, 23 October 2015 | 960.98 | | 617 Ordinary shares |
| CBA Equities Limited ACN 003 485 952 | Friday, 23 October 2015 | 37.38 | | 24 Ordinary shares |
| CBA Equities Limited ACN 003 485 952 | Friday, 23 October 2015 | 526.44 | | 338 Ordinary shares |
| CBA Equities Limited ACN 003 485 952 | Friday, 23 October 2015 | 210.26 | | 135 Ordinary shares |
| CBA Equities Limited ACN 003 485 952 | Friday, 23 October 2015 | 534.22 | | 343 Ordinary shares |
| CBA Equities Limited ACN 003 485 952 | Friday, 23 October 2015 | 780.61 | | 502 Ordinary shares |
| CBA Equities Limited ACN 003 485 952 | Friday, 23 October 2015 | 960.98 | | 617 Ordinary shares |
| CBA Equities Limited ACN 003 485 952 | Friday, 23 October 2015 | 5,112.12 | | 3,277 Ordinary shares |
| CBA Equities Limited ACN 003 485 952 | Monday, 26 October 2015 | 83.21 | | 53 Ordinary shares |
| CBA Equities Limited | Monday, 26 October | 189.97 | | 121 Ordinary shares |

| | | | | |
|---|-----------------------------|----------|--|-----------------------|
| ACN 003 485 952 | 2015 | | | |
| CBA Equities Limited ACN 003 485 952 | Monday, 26 October 2015 | 637.42 | | 406 Ordinary shares |
| CBA Equities Limited ACN 003 485 952 | Monday, 26 October 2015 | 978.11 | | 623 Ordinary shares |
| CBA Equities Limited ACN 003 485 952 | Monday, 26 October 2015 | 268.47 | | 171 Ordinary shares |
| CBA Equities Limited ACN 003 485 952 | Monday, 26 October 2015 | 227.65 | | 145 Ordinary shares |
| CBA Equities Limited ACN 003 485 952 | Monday, 26 October 2015 | 128.74 | | 82 Ordinary shares |
| CBA Equities Limited ACN 003 485 952 | Monday, 26 October 2015 | 56.52 | | 36 Ordinary shares |
| CBA Equities Limited ACN 003 485 952 | Monday, 26 October 2015 | 3,406.90 | | 2,170 Ordinary shares |
| CBA Equities Limited ACN 003 485 952 | Monday, 26 October 2015 | 957.70 | | 610 Ordinary shares |
| CBA Equities Limited ACN 003 485 952 | Monday, 26 October 2015 | 2,860.54 | | 1,822 Ordinary shares |
| CBA Equities Limited ACN 003 485 952 | Monday, 26 October 2015 | 2,989.28 | | 1,904 Ordinary shares |
| CBA Equities Limited ACN 003 485 952 | Monday, 26 October 2015 | 2,037.05 | | 1,310 Ordinary shares |
| CBA Equities Limited ACN 003 485 952 | Tuesday, 27 October 2015 | 2,021.37 | | 1,319 Ordinary shares |
| CBA Equities Limited ACN 003 485 952 | Tuesday, 27 October 2015 | 436.65 | | 284 Ordinary shares |
| CBA Equities Limited ACN 003 485 952 | Tuesday, 27 October 2015 | 1,783.50 | | 1,160 Ordinary shares |
| CBA Equities Limited ACN 003 485 952 | Tuesday, 27 October 2015 | 1,426.80 | | 928 Ordinary shares |
| CBA Equities Limited ACN 003 485 952 | Tuesday, 27 October 2015 | 1,208.48 | | 786 Ordinary shares |
| CBA Equities Limited ACN 003 485 952 | Tuesday, 27 October 2015 | 3,070.00 | | 2,000 Ordinary shares |
| CBA Equities Limited ACN 003 485 952 | Tuesday, 27 October 2015 | 2,678.57 | | 1,745 Ordinary shares |

| | | | | |
|---|-------------------------------|-----------|--|------------------------|
| CBA Equities Limited ACN 003 485 952 | Wednesday, 28 October 2015 | 1,488.86 | | 986 Ordinary shares |
| CBA Equities Limited ACN 003 485 952 | Wednesday, 28 October 2015 | 489.24 | | 324 Ordinary shares |
| CBA Equities Limited ACN 003 485 952 | Wednesday, 28 October 2015 | 7,130.97 | | 4,802 Ordinary shares |
| CBA Equities Limited ACN 003 485 952 | Wednesday, 28 October 2015 | 3,289.28 | | 2,215 Ordinary shares |
| CBA Equities Limited ACN 003 485 952 | Wednesday, 28 October 2015 | 176.72 | | 119 Ordinary shares |
| CBA Equities Limited ACN 003 485 952 | Wednesday, 28 October 2015 | 935.55 | | 630 Ordinary shares |
| CBA Equities Limited ACN 003 485 952 | Wednesday, 28 October 2015 | 89.10 | | 60 Ordinary shares |
| CBA Equities Limited ACN 003 485 952 | Wednesday, 28 October 2015 | 389.07 | | 262 Ordinary shares |
| CBA Equities Limited ACN 003 485 952 | Wednesday, 28 October 2015 | 83.16 | | 56 Ordinary shares |
| CBA Equities Limited ACN 003 485 952 | Wednesday, 28 October 2015 | 1,465.70 | | 987 Ordinary shares |
| CBA Equities Limited ACN 003 485 952 | Wednesday, 28 October 2015 | 337.10 | | 227 Ordinary shares |
| CBA Equities Limited ACN 003 485 952 | Wednesday, 28 October 2015 | 32,506.65 | | 21,890 Ordinary shares |
| CBA Equities Limited ACN 003 485 952 | Wednesday, 28 October 2015 | 12,203.73 | | 8,218 Ordinary shares |
| CBA Equities Limited ACN 003 485 952 | Wednesday, 28 October 2015 | 27,129.47 | | 18,269 Ordinary shares |
| CBA Equities Limited ACN 003 485 952 | Wednesday, 28 October 2015 | 1,970.60 | | 1,327 Ordinary shares |
| CBA Equities Limited ACN 003 485 952 | Wednesday, 28 October 2015 | 1,495.40 | | 1,007 Ordinary shares |
| CBA Equities Limited ACN 003 485 952 | Wednesday, 28 October 2015 | 2,531.93 | | 1,705 Ordinary shares |
| CBA Equities Limited ACN 003 485 952 | Wednesday, 28 October 2015 | 2,546.78 | | 1,715 Ordinary shares |
| CBA Equities Limited | Wednesday, 28 October | 1,725.57 | | 1,162 Ordinary shares |

| | | | | |
|---|-------------------------------|-----------|--|-----------------------|
| ACN 003 485 952 | 2015 | | | |
| CBA Equities Limited ACN 003 485 952 | Wednesday, 28 October 2015 | 3,207.60 | | 2,160 Ordinary shares |
| CBA Equities Limited ACN 003 485 952 | Wednesday, 28 October 2015 | 5,980.10 | | 4,027 Ordinary shares |
| CBA Equities Limited ACN 003 485 952 | Wednesday, 28 October 2015 | 9,511.43 | | 6,405 Ordinary shares |
| CBA Equities Limited ACN 003 485 952 | Wednesday, 28 October 2015 | 1,125.63 | | 758 Ordinary shares |
| CBA Equities Limited ACN 003 485 952 | Thursday, 29 October 2015 | 202.29 | | 132 Ordinary shares |
| CBA Equities Limited ACN 003 485 952 | Thursday, 29 October 2015 | 1,336.09 | | 869 Ordinary shares |
| CBA Equities Limited ACN 003 485 952 | Thursday, 29 October 2015 | 3,056.90 | | 1,985 Ordinary shares |
| CBA Equities Limited ACN 003 485 952 | Thursday, 29 October 2015 | 7,386.00 | | 4,924 Ordinary shares |
| CBA Equities Limited ACN 003 485 952 | Thursday, 29 October 2015 | 3,723.00 | | 2,482 Ordinary shares |
| CBA Equities Limited ACN 003 485 952 | Thursday, 29 October 2015 | 2,418.00 | | 1,612 Ordinary shares |
| CBA Equities Limited ACN 003 485 952 | Friday, 30 October 2015 | 2,081.45 | | 1,330 Ordinary shares |
| CBA Equities Limited ACN 003 485 952 | Monday, 2 November 2015 | 127.17 | | 81 Ordinary shares |
| CBA Equities Limited ACN 003 485 952 | Monday, 2 November 2015 | 607.59 | | 387 Ordinary shares |
| CBA Equities Limited ACN 003 485 952 | Monday, 2 November 2015 | 1,252.86 | | 798 Ordinary shares |
| CBA Equities Limited ACN 003 485 952 | Monday, 2 November 2015 | 69.08 | | 44 Ordinary shares |
| CBA Equities Limited ACN 003 485 952 | Monday, 2 November 2015 | 3,409.58 | | 2,258 Ordinary shares |
| CBA Equities Limited ACN 003 485 952 | Monday, 2 November 2015 | 14,746.66 | | 9,766 Ordinary shares |
| CBA Equities Limited ACN 003 485 952 | Monday, 2 November 2015 | 744.43 | | 493 Ordinary shares |

| | | | | |
|---|------------------------------|-----------|--|------------------------|
| CBA Equities Limited ACN 003 485 952 | Monday, 2 November 2015 | 12,922.58 | | 8,558 Ordinary shares |
| CBA Equities Limited ACN 003 485 952 | Monday, 2 November 2015 | 616.08 | | 408 Ordinary shares |
| CBA Equities Limited ACN 003 485 952 | Monday, 2 November 2015 | 1,525.10 | | 1,010 Ordinary shares |
| CBA Equities Limited ACN 003 485 952 | Monday, 2 November 2015 | 2,819.17 | | 1,867 Ordinary shares |
| CBA Equities Limited ACN 003 485 952 | Monday, 2 November 2015 | 2,607.77 | | 1,727 Ordinary shares |
| CBA Equities Limited ACN 003 485 952 | Tuesday, 3 November 2015 | 176.90 | | 116 Ordinary shares |
| CBA Equities Limited ACN 003 485 952 | Tuesday, 3 November 2015 | 399.76 | | 263 Ordinary shares |
| CBA Equities Limited ACN 003 485 952 | Tuesday, 3 November 2015 | 1,430.32 | | 941 Ordinary shares |
| CBA Equities Limited ACN 003 485 952 | Tuesday, 3 November 2015 | 5,076.25 | | 3,275 Ordinary shares |
| CBA Equities Limited ACN 003 485 952 | Thursday, 5 November 2015 | 2,063.25 | | 1,310 Ordinary shares |
| CBA Equities Limited ACN 003 485 952 | Thursday, 5 November 2015 | 27,572.58 | | 17,451 Ordinary shares |
| CBA Equities Limited ACN 003 485 952 | Thursday, 5 November 2015 | 17,345.24 | | 10,978 Ordinary shares |
| CBA Equities Limited ACN 003 485 952 | Thursday, 5 November 2015 | 7,005.72 | | 4,434 Ordinary shares |
| CBA Equities Limited ACN 003 485 952 | Thursday, 5 November 2015 | 5,160.28 | | 3,266 Ordinary shares |
| CBA Equities Limited ACN 003 485 952 | Thursday, 5 November 2015 | 14,712.96 | | 9,312 Ordinary shares |
| CBA Equities Limited ACN 003 485 952 | Friday, 6 November 2015 | 1,345.14 | | 846 Ordinary shares |
| CBA Equities Limited ACN 003 485 952 | Friday, 6 November 2015 | 139.92 | | 88 Ordinary shares |
| CBA Equities Limited ACN 003 485 952 | Friday, 6 November 2015 | 597.84 | | 376 Ordinary shares |
| CBA Equities Limited | Friday, 6 November | 2,069.80 | | 1,310 Ordinary shares |

| | | | | |
|---|--------------------------------|-----------|--|------------------------|
| ACN 003 485 952 | 2015 | | | |
| CBA Equities Limited ACN 003 485 952 | Friday, 6 November 2015 | 2,082.90 | | 1,310 Ordinary shares |
| CBA Equities Limited ACN 003 485 952 | Friday, 6 November 2015 | 587.88 | | 368 Ordinary shares |
| CBA Equities Limited ACN 003 485 952 | Friday, 6 November 2015 | 10,347.42 | | 6,549 Ordinary shares |
| CBA Equities Limited ACN 003 485 952 | Friday, 6 November 2015 | 9,135.56 | | 5,782 Ordinary shares |
| CBA Equities Limited ACN 003 485 952 | Friday, 6 November 2015 | 827.92 | | 524 Ordinary shares |
| CBA Equities Limited ACN 003 485 952 | Monday, 9 November 2015 | 2,055.38 | | 1,305 Ordinary shares |
| CBA Equities Limited ACN 003 485 952 | Monday, 9 November 2015 | 2,055.38 | | 1,305 Ordinary shares |
| CBA Equities Limited ACN 003 485 952 | Monday, 9 November 2015 | 2,048.85 | | 1,305 Ordinary shares |
| CBA Equities Limited ACN 003 485 952 | Monday, 9 November 2015 | 2,042.32 | | 1,305 Ordinary shares |
| CBA Equities Limited ACN 003 485 952 | Monday, 9 November 2015 | 55,881.10 | | 36,169 Ordinary shares |
| CBA Equities Limited ACN 003 485 952 | Tuesday, 10 November 2015 | 1,997.75 | | 1,310 Ordinary shares |
| CBA Equities Limited ACN 003 485 952 | Wednesday, 11 November 2015 | 2,042.32 | | 1,305 Ordinary shares |
| CBA Equities Limited ACN 003 485 952 | Thursday, 12 November 2015 | 4,118.40 | | 2,640 Ordinary shares |
| CBA Equities Limited ACN 003 485 952 | Thursday, 12 November 2015 | 10,290.99 | | 6,618 Ordinary shares |
| CBA Equities Limited ACN 003 485 952 | Thursday, 12 November 2015 | 66,006.64 | | 42,448 Ordinary shares |
| CBA Equities Limited ACN 003 485 952 | Friday, 13 November 2015 | 212.80 | | 140 Ordinary shares |
| CBA Equities Limited ACN 003 485 952 | Friday, 13 November 2015 | 331.36 | | 218 Ordinary shares |
| CBA Equities Limited ACN 003 485 952 | Friday, 13 November 2015 | 358.72 | | 236 Ordinary shares |

| | | | | |
|---|------------------------------|-----------|--|------------------------|
| CBA Equities Limited ACN 003 485 952 | Friday, 13 November 2015 | 1,088.32 | | 716 Ordinary shares |
| CBA Equities Limited ACN 003 485 952 | Friday, 13 November 2015 | 1,973.40 | | 1,320 Ordinary shares |
| CBA Equities Limited ACN 003 485 952 | Friday, 13 November 2015 | 28,573.94 | | 19,113 Ordinary shares |
| CBA Equities Limited ACN 003 485 952 | Friday, 13 November 2015 | 47,301.80 | | 31,640 Ordinary shares |
| CBA Equities Limited ACN 003 485 952 | Monday, 16 November 2015 | 889.35 | | 605 Ordinary shares |
| CBA Equities Limited ACN 003 485 952 | Monday, 16 November 2015 | 6,328.35 | | 4,305 Ordinary shares |
| CBA Equities Limited ACN 003 485 952 | Monday, 16 November 2015 | 6,698.79 | | 4,557 Ordinary shares |
| CBA Equities Limited ACN 003 485 952 | Monday, 16 November 2015 | 958.44 | | 652 Ordinary shares |
| CBA Equities Limited ACN 003 485 952 | Monday, 16 November 2015 | 958.44 | | 652 Ordinary shares |
| CBA Equities Limited ACN 003 485 952 | Monday, 16 November 2015 | 958.44 | | 652 Ordinary shares |
| CBA Equities Limited ACN 003 485 952 | Monday, 16 November 2015 | 1,437.66 | | 978 Ordinary shares |
| CBA Equities Limited ACN 003 485 952 | Monday, 16 November 2015 | 1,436.19 | | 977 Ordinary shares |
| CBA Equities Limited ACN 003 485 952 | Monday, 16 November 2015 | 2,006.00 | | 1,360 Ordinary shares |
| CBA Equities Limited ACN 003 485 952 | Monday, 16 November 2015 | 1,981.70 | | 1,330 Ordinary shares |
| CBA Equities Limited ACN 003 485 952 | Tuesday, 17 November 2015 | 301.19 | | 194 Ordinary shares |
| CBA Equities Limited ACN 003 485 952 | Tuesday, 17 November 2015 | 462.64 | | 298 Ordinary shares |
| CBA Equities Limited ACN 003 485 952 | Tuesday, 17 November 2015 | 462.64 | | 298 Ordinary shares |
| CBA Equities Limited ACN 003 485 952 | Tuesday, 17 November 2015 | 57.81 | | 37 Ordinary shares |
| CBA Equities Limited | Tuesday, 17 November | 1,003.13 | | 642 Ordinary shares |

| | | | | |
|---|------------------------------|----------|--|-----------------------|
| ACN 003 485 952 | 2015 | | | |
| CBA Equities Limited ACN 003 485 952 | Tuesday, 17 November 2015 | 1,003.13 | | 642 Ordinary shares |
| CBA Equities Limited ACN 003 485 952 | Tuesday, 17 November 2015 | 1,232.81 | | 789 Ordinary shares |
| CBA Equities Limited ACN 003 485 952 | Tuesday, 17 November 2015 | 1,515.77 | | 967 Ordinary shares |
| CBA Equities Limited ACN 003 485 952 | Tuesday, 17 November 2015 | 415.39 | | 265 Ordinary shares |
| CBA Equities Limited ACN 003 485 952 | Tuesday, 17 November 2015 | 1,818.30 | | 1,160 Ordinary shares |
| CBA Equities Limited ACN 003 485 952 | Tuesday, 17 November 2015 | 1,241.46 | | 792 Ordinary shares |
| CBA Equities Limited ACN 003 485 952 | Tuesday, 17 November 2015 | 95.62 | | 61 Ordinary shares |
| CBA Equities Limited ACN 003 485 952 | Tuesday, 17 November 2015 | 20.38 | | 13 Ordinary shares |
| CBA Equities Limited ACN 003 485 952 | Tuesday, 17 November 2015 | 3.13 | | 2 Ordinary shares |
| CBA Equities Limited ACN 003 485 952 | Tuesday, 17 November 2015 | 1,264.97 | | 807 Ordinary shares |
| CBA Equities Limited ACN 003 485 952 | Tuesday, 17 November 2015 | 6.27 | | 4 Ordinary shares |
| CBA Equities Limited ACN 003 485 952 | Tuesday, 17 November 2015 | 1,611.39 | | 1,028 Ordinary shares |
| CBA Equities Limited ACN 003 485 952 | Tuesday, 17 November 2015 | 84.64 | | 54 Ordinary shares |
| CBA Equities Limited ACN 003 485 952 | Tuesday, 17 November 2015 | 4.70 | | 3 Ordinary shares |
| CBA Equities Limited ACN 003 485 952 | Tuesday, 17 November 2015 | 222.58 | | 142 Ordinary shares |
| CBA Equities Limited ACN 003 485 952 | Tuesday, 17 November 2015 | 1,910.59 | | 1,215 Ordinary shares |
| CBA Equities Limited ACN 003 485 952 | Tuesday, 17 November 2015 | 644.73 | | 410 Ordinary shares |
| CBA Equities Limited ACN 003 485 952 | Tuesday, 17 November 2015 | 102.21 | | 65 Ordinary shares |

| | | | | |
|---|--------------------------------|----------|--|-----------------------|
| CBA Equities Limited ACN 003 485 952 | Tuesday, 17 November 2015 | 136.81 | | 87 Ordinary shares |
| CBA Equities Limited ACN 003 485 952 | Tuesday, 17 November 2015 | 234.30 | | 149 Ordinary shares |
| CBA Equities Limited ACN 003 485 952 | Tuesday, 17 November 2015 | 44.03 | | 28 Ordinary shares |
| CBA Equities Limited ACN 003 485 952 | Tuesday, 17 November 2015 | 17.30 | | 11 Ordinary shares |
| CBA Equities Limited ACN 003 485 952 | Tuesday, 17 November 2015 | 6,337.38 | | 4,011 Ordinary shares |
| CBA Equities Limited ACN 003 485 952 | Tuesday, 17 November 2015 | 162.74 | | 103 Ordinary shares |
| CBA Equities Limited ACN 003 485 952 | Tuesday, 17 November 2015 | 1,322.46 | | 837 Ordinary shares |
| CBA Equities Limited ACN 003 485 952 | Tuesday, 17 November 2015 | 61.62 | | 39 Ordinary shares |
| CBA Equities Limited ACN 003 485 952 | Tuesday, 17 November 2015 | 1,526.28 | | 966 Ordinary shares |
| CBA Equities Limited ACN 003 485 952 | Tuesday, 17 November 2015 | 916.40 | | 580 Ordinary shares |
| CBA Equities Limited ACN 003 485 952 | Tuesday, 17 November 2015 | 7,852.60 | | 4,970 Ordinary shares |
| CBA Equities Limited ACN 003 485 952 | Wednesday, 18 November 2015 | 291.84 | | 185 Ordinary shares |
| CBA Equities Limited ACN 003 485 952 | Wednesday, 18 November 2015 | 1,646.91 | | 1,044 Ordinary shares |
| CBA Equities Limited ACN 003 485 952 | Wednesday, 18 November 2015 | 826.07 | | 522 Ordinary shares |
| CBA Equities Limited ACN 003 485 952 | Wednesday, 18 November 2015 | 728.66 | | 459 Ordinary shares |
| CBA Equities Limited ACN 003 485 952 | Wednesday, 18 November 2015 | 579.44 | | 365 Ordinary shares |
| CBA Equities Limited ACN 003 485 952 | Wednesday, 18 November 2015 | 88.90 | | 56 Ordinary shares |
| CBA Equities Limited ACN 003 485 952 | Wednesday, 18 November 2015 | 1,296.99 | | 817 Ordinary shares |
| CBA Equities Limited | Wednesday, 18 | 276.22 | | 174 Ordinary shares |

| | | | | |
|---|--------------------------------|----------|--|-----------------------|
| ACN 003 485 952 | November 2015 | | | |
| CBA Equities Limited ACN 003 485 952 | Wednesday, 18 November 2015 | 39.69 | | 25 Ordinary shares |
| CBA Equities Limited ACN 003 485 952 | Wednesday, 18 November 2015 | 604.84 | | 381 Ordinary shares |
| CBA Equities Limited ACN 003 485 952 | Wednesday, 18 November 2015 | 4,136.85 | | 2,610 Ordinary shares |
| CBA Equities Limited ACN 003 485 952 | Wednesday, 18 November 2015 | 1,240.68 | | 784 Ordinary shares |
| CBA Equities Limited ACN 003 485 952 | Thursday, 19 November 2015 | 1,714.77 | | 1,044 Ordinary shares |
| CBA Equities Limited ACN 003 485 952 | Thursday, 19 November 2015 | 2,572.16 | | 1,566 Ordinary shares |
| CBA Equities Limited ACN 003 485 952 | Thursday, 19 November 2015 | 4,255.80 | | 2,595 Ordinary shares |
| CBA Equities Limited ACN 003 485 952 | Thursday, 19 November 2015 | 1,302.00 | | 800 Ordinary shares |
| CBA Equities Limited ACN 003 485 952 | Thursday, 19 November 2015 | 100.91 | | 62 Ordinary shares |
| CBA Equities Limited ACN 003 485 952 | Thursday, 19 November 2015 | 1,275.96 | | 784 Ordinary shares |
| CBA Equities Limited ACN 003 485 952 | Thursday, 19 November 2015 | 3,206.17 | | 1,970 Ordinary shares |
| CBA Equities Limited ACN 003 485 952 | Thursday, 19 November 2015 | 546.81 | | 325 Ordinary shares |
| CBA Equities Limited ACN 003 485 952 | Thursday, 19 November 2015 | 924.46 | | 543 Ordinary shares |
| CBA Equities Limited ACN 003 485 952 | Thursday, 19 November 2015 | 1,641.21 | | 964 Ordinary shares |
| CBA Equities Limited ACN 003 485 952 | Thursday, 19 November 2015 | 1,410.40 | | 826 Ordinary shares |
| CBA Equities Limited ACN 003 485 952 | Thursday, 19 November 2015 | 1,629.60 | | 960 Ordinary shares |
| CBA Equities Limited ACN 003 485 952 | Thursday, 19 November 2015 | 871.54 | | 518 Ordinary shares |
| CBA Equities Limited ACN 003 485 952 | Thursday, 19 November 2015 | 1,830.19 | | 1,075 Ordinary shares |

| | | | | |
|---|-------------------------------|-----------|--|------------------------|
| CBA Equities Limited ACN 003 485 952 | Thursday, 19 November 2015 | 1,572.73 | | 946 Ordinary shares |
| CBA Equities Limited ACN 003 485 952 | Thursday, 19 November 2015 | 3,420.00 | | 2,000 Ordinary shares |
| CBA Equities Limited ACN 003 485 952 | Thursday, 19 November 2015 | 2,115.59 | | 1,239 Ordinary shares |
| CBA Equities Limited ACN 003 485 952 | Thursday, 19 November 2015 | 2,444.40 | | 1,440 Ordinary shares |
| CBA Equities Limited ACN 003 485 952 | Thursday, 19 November 2015 | 3,500.18 | | 2,065 Ordinary shares |
| CBA Equities Limited ACN 003 485 952 | Thursday, 19 November 2015 | 2,185.88 | | 1,305 Ordinary shares |
| CBA Equities Limited ACN 003 485 952 | Thursday, 19 November 2015 | 3,326.66 | | 2,001 Ordinary shares |
| CBA Equities Limited ACN 003 485 952 | Thursday, 19 November 2015 | 131.34 | | 79 Ordinary shares |
| CBA Equities Limited ACN 003 485 952 | Thursday, 19 November 2015 | 63,061.88 | | 37,875 Ordinary shares |
| CBA Equities Limited ACN 003 485 952 | Friday, 20 November 2015 | 81.83 | | 49 Ordinary shares |
| CBA Equities Limited ACN 003 485 952 | Friday, 20 November 2015 | 2,166.30 | | 1,305 Ordinary shares |
| CBA Equities Limited ACN 003 485 952 | Monday, 23 November 2015 | 2,146.72 | | 1,305 Ordinary shares |
| CBA Equities Limited ACN 003 485 952 | Monday, 23 November 2015 | 1,981.35 | | 1,199 Ordinary shares |
| CBA Equities Limited ACN 003 485 952 | Monday, 23 November 2015 | 1,725.21 | | 1,044 Ordinary shares |
| CBA Equities Limited ACN 003 485 952 | Monday, 23 November 2015 | 606.47 | | 367 Ordinary shares |
| CBA Equities Limited ACN 003 485 952 | Monday, 23 November 2015 | 2,379.60 | | 1,440 Ordinary shares |
| CBA Equities Limited ACN 003 485 952 | Monday, 23 November 2015 | 2,550.90 | | 1,546 Ordinary shares |
| CBA Equities Limited ACN 003 485 952 | Monday, 23 November 2015 | 724.35 | | 439 Ordinary shares |
| CBA Equities Limited | Monday, 23 November | 355.86 | | 216 Ordinary shares |

| | | | | |
|---|-----------------------------|-----------|--|------------------------|
| ACN 003 485 952 | 2015 | | | |
| CBA Equities Limited ACN 003 485 952 | Monday, 23 November 2015 | 413.52 | | 251 Ordinary shares |
| CBA Equities Limited ACN 003 485 952 | Monday, 23 November 2015 | 166.40 | | 101 Ordinary shares |
| CBA Equities Limited ACN 003 485 952 | Monday, 23 November 2015 | 645.82 | | 392 Ordinary shares |
| CBA Equities Limited ACN 003 485 952 | Monday, 23 November 2015 | 645.82 | | 392 Ordinary shares |
| CBA Equities Limited ACN 003 485 952 | Monday, 23 November 2015 | 3,333.00 | | 2,020 Ordinary shares |
| CBA Equities Limited ACN 003 485 952 | Monday, 23 November 2015 | 1,176.03 | | 716 Ordinary shares |
| CBA Equities Limited ACN 003 485 952 | Monday, 23 November 2015 | 3,432.00 | | 2,080 Ordinary shares |
| CBA Equities Limited ACN 003 485 952 | Monday, 23 November 2015 | 2,146.72 | | 1,305 Ordinary shares |
| CBA Equities Limited ACN 003 485 952 | Monday, 23 November 2015 | 2,146.72 | | 1,305 Ordinary shares |
| CBA Equities Limited ACN 003 485 952 | Monday, 23 November 2015 | 425.75 | | 260 Ordinary shares |
| CBA Equities Limited ACN 003 485 952 | Monday, 23 November 2015 | 1,108.69 | | 675 Ordinary shares |
| CBA Equities Limited ACN 003 485 952 | Monday, 23 November 2015 | 1,108.69 | | 675 Ordinary shares |
| CBA Equities Limited ACN 003 485 952 | Monday, 23 November 2015 | 555.17 | | 338 Ordinary shares |
| CBA Equities Limited ACN 003 485 952 | Monday, 23 November 2015 | 4,280.40 | | 2,610 Ordinary shares |
| CBA Equities Limited ACN 003 485 952 | Monday, 23 November 2015 | 4,260.55 | | 2,590 Ordinary shares |
| CBA Equities Limited ACN 003 485 952 | Monday, 23 November 2015 | 27,788.99 | | 16,893 Ordinary shares |
| CBA Equities Limited ACN 003 485 952 | Monday, 23 November 2015 | 6,247.71 | | 3,798 Ordinary shares |
| CBA Equities Limited ACN 003 485 952 | Monday, 23 November 2015 | 64.16 | | 39 Ordinary shares |

| | | | | |
|---|------------------------------|-----------|--|---|
| CBA Equities Limited ACN 003 485 952 | Monday, 23 November 2015 | 208.91 | | 127 Ordinary shares |
| CBA Equities Limited ACN 003 485 952 | Monday, 23 November 2015 | 90.47 | | 55 Ordinary shares |
| CBA Equities Limited ACN 003 485 952 | Monday, 23 November 2015 | 5,453.18 | | 3,315 Ordinary shares |
| CBA Equities Limited ACN 003 485 952 | Monday, 23 November 2015 | 815.92 | | 496 Ordinary shares |
| CBA Equities Limited ACN 003 485 952 | Monday, 23 November 2015 | 5,147.20 | | 3,129 Ordinary shares |
| CBA Equities Limited ACN 003 485 952 | Monday, 23 November 2015 | 6,376.02 | | 3,876 Ordinary shares |
| CBA Equities Limited ACN 003 485 952 | Monday, 23 November 2015 | 1,251.85 | | 761 Ordinary shares |
| CBA Equities Limited ACN 003 485 952 | Monday, 23 November 2015 | 39.48 | | 24 Ordinary shares |
| CBA Equities Limited ACN 003 485 952 | Monday, 23 November 2015 | 49,808.96 | | 30,279 Ordinary shares |
| CBA Equities Limited ACN 003 485 952 | Tuesday, 1 September 2015 | N/A | | 2,820,000 Ordinary shares (borrowed from Merrill Lynch Equities Australia Limited, see Annexure C) |
| CBA Equities Limited ACN 003 485 952 | Monday, 14 September 2015 | N/A | | 2,820,000 Ordinary shares (borrowed from Merrill Lynch Equities Australia Limited, see Annexure C) |
| CBA Equities Limited ACN 003 485 952 | Monday, 5 October 2015 | N/A | | 1,860,628 Ordinary shares (borrowed from Merrill Lynch International, see Annexure C) |
| CBA Equities Limited ACN 003 485 952 | Friday, 9 October 2015 | N/A | | 1,833,284 Ordinary shares (borrowed from Merrill Lynch International, see Annexure C) |
| CBA Equities Limited ACN 003 485 952 | Monday, 12 October 2015 | N/A | | 1,832,400 Ordinary shares (borrowed from Merrill Lynch International, see |

| | | | | |
|---|-------------------------------|-----|--|---|
| | | | | Annexure C) |
| CBA Equities Limited ACN 003 485 952 | Wednesday, 14 October 2015 | N/A | | 1,837,916 Ordinary shares (borrowed from Merrill Lynch International, see Annexure C) |

Colonial First State Asset Management (Australia) Limited ACN 114 194 311

| Holder of relevant interest | Date of acquisition | Consideration Cash | Consideration Non-Cash | Class and number of securities |
|---|---------------------------|--------------------|------------------------|--------------------------------|
| Colonial First State Asset Management (Australia) Limited ACN 114 194 311 | Monday, 31 August 2015 | 18,133.84 | | 10,924 Ordinary shares |
| Colonial First State Asset Management (Australia) Limited ACN 114 194 311 | Tuesday, 1 September 2015 | 10,770.50 | | 6,628 Ordinary shares |
| Colonial First State Asset Management (Australia) Limited ACN 114 194 311 | Thursday, 1 October 2015 | 18,201.60 | | 11,376 Ordinary shares |
| Colonial First State Asset Management (Australia) Limited ACN 114 194 311 | Monday, 14 September 2015 | 851,684.57 | | 565,753 Ordinary shares |
| Colonial First State Asset Management (Australia) Limited ACN 114 194 311 | Wednesday, 5 August 2015 | 6,438.91 | | 4,230 Ordinary shares |
| Colonial First State Asset Management (Australia) Limited ACN 114 194 311 | Wednesday, 22 July 2015 | 1,812.00 | | 1,208 Ordinary shares |
| Colonial First State Asset Management (Australia) Limited ACN 114 194 311 | Friday, 31 July 2015 | 9,039.24 | | 5,908 Ordinary shares |
| Colonial First State Asset Management (Australia) Limited ACN 114 194 311 | Friday, 7 August 2015 | 7,500.96 | | 5,209 Ordinary shares |
| Colonial First State Asset Management (Australia) Limited ACN 114 194 311 | Tuesday, 11 August 2015 | 6,267.71 | | 4,461 Ordinary shares |

| | | | | |
|---|------------------------------|-----------|--|-----------------------|
| 114 194 311 | | | | |
| Colonial First State Asset Management (Australia) Limited ACN 114 194 311 | Monday, 17 August 2015 | 4,885.20 | | 3,540 Ordinary shares |
| Colonial First State Asset Management (Australia) Limited ACN 114 194 311 | Wednesday, 19 August 2015 | 5,044.00 | | 3,443 Ordinary shares |
| Colonial First State Asset Management (Australia) Limited ACN 114 194 311 | Monday, 31 August 2015 | 10,092.80 | | 6,080 Ordinary shares |
| Colonial First State Asset Management (Australia) Limited ACN 114 194 311 | Friday, 18 September 2015 | 5,569.77 | | 3,503 Ordinary shares |
| Colonial First State Asset Management (Australia) Limited ACN 114 194 311 | Wednesday, 23 September 2015 | 6,493.64 | | 4,203 Ordinary shares |
| Colonial First State Asset Management (Australia) Limited ACN 114 194 311 | Thursday, 24 September 2015 | 8,001.10 | | 5,162 Ordinary shares |
| Colonial First State Asset Management (Australia) Limited ACN 114 194 311 | Wednesday, 7 October 2015 | 8,000.72 | | 5,096 Ordinary shares |
| Colonial First State Asset Management (Australia) Limited ACN 114 194 311 | Tuesday, 13 October 2015 | 10,161.84 | | 6,514 Ordinary shares |
| Colonial First State Asset Management (Australia) Limited ACN 114 194 311 | Monday, 2 November 2015 | 4,824.45 | | 3,195 Ordinary shares |
| Colonial First State Asset Management (Australia) Limited ACN 114 194 311 | Thursday, 5 November 2015 | 8,539.69 | | 5,410 Ordinary shares |
| Colonial First State Asset Management (Australia) Limited ACN 114 194 311 | Wednesday, 18 November 2015 | 8,051.76 | | 5,064 Ordinary shares |
| Colonial First State Asset Management | Tuesday, 18 August | 1,779.42 | | 1,262 Ordinary shares |

| | | | | |
|--|-----------------------------|----------|--|-----------------------|
| (Australia) Limited ACN 114 194 311 | 2015 | | | |
| Colonial First State Asset Management (Australia) Limited ACN 114 194 311 | Thursday, 1 October 2015 | 2,444.80 | | 1,528 Ordinary shares |
| Colonial First State Asset Management (Australia) Limited ACN 114 194 311 | Monday, 2 November 2015 | 1,831.63 | | 1,213 Ordinary shares |
| Colonial First State Asset Management (Australia) Limited ACN 114 194 311 | Tuesday, 18 August 2015 | 4,991.40 | | 3,540 Ordinary shares |
| Colonial First State Asset Management (Australia) Limited ACN 114 194 311 | Tuesday, 13 October 2015 | 3,199.56 | | 2,051 Ordinary shares |

Colonial First State Investments Limited (Note 1) ACN 002 348 352

| Holder of relevant interest | Date of acquisition | Consideration Cash | Consideration Non- Cash | Class and number of securities |
|--|-------------------------------|--------------------|----------------------------|--|
| Colonial First State Investments Limited (Note 1) ACN 002 348 352 | Wednesday, 4 November 2015 | N/A | | 3,443 Ordinary shares (borrowed from Citigroup Global Markets Limited (Agreement 1), see Annexure C) |
| Colonial First State Investments Limited (Note 1) ACN 002 348 352 | Friday, 6 November 2015 | N/A | | 2,198 Ordinary shares (borrowed from Citigroup Global Markets Limited (Agreement 1), see Annexure C) |
| Colonial First State Investments Limited (Note 1) ACN 002 348 352 | Tuesday, 10 November 2015 | N/A | | 3,935 Ordinary shares (borrowed from Citigroup Global Markets Limited (Agreement 1), see Annexure C) |
| Colonial First State Investments Limited (Note 1) ACN 002 348 352 | Friday, 4 September 2015 | N/A | | 129,734 Ordinary shares (borrowed from UBS AG (Agreement 3), see Annexure C) |
| Colonial First State Investments Limited (Note 1) ACN 002 348 352 | Friday, 11 September 2015 | N/A | | 56,365 Ordinary shares (borrowed from UBS AG (Agreement 3), see Annexure C) |

| | | | | |
|---|-----------------------------|--------------|--|--|
| Colonial First State Investments Limited (Note 1) ACN 002 348 352 | Thursday, 24 September 2015 | N/A | | 215,058 Ordinary shares (borrowed from UBS AG (Agreement 3), see Annexure C) |
| Colonial First State Investments Limited (Note 1) ACN 002 348 352 | Tuesday, 11 August 2015 | 15,096.20 | | 10,783 Ordinary shares |
| Colonial First State Investments Limited (Note 1) ACN 002 348 352 | Thursday, 13 August 2015 | 86,758.04 | | 63,559 Ordinary shares |
| Colonial First State Investments Limited (Note 1) ACN 002 348 352 | Wednesday, 22 July 2015 | 100,511.24 | | 66,896 Ordinary shares |
| Colonial First State Investments Limited (Note 1) ACN 002 348 352 | Thursday, 23 July 2015 | 191,541.73 | | 127,703 Ordinary shares |
| Colonial First State Investments Limited (Note 1) ACN 002 348 352 | Friday, 9 October 2015 | N/A | | 24,469 Ordinary shares (borrowed from UBS AG (Agreement 2), see Annexure C) |
| Colonial First State Investments Limited (Note 1) ACN 002 348 352 | Wednesday, 14 October 2015 | N/A | | 92,553 Ordinary shares (borrowed from UBS AG (Agreement 2), see Annexure C) |
| Colonial First State Investments Limited (Note 1) ACN 002 348 352 | Thursday, 15 October 2015 | N/A | | 89,033 Ordinary shares (borrowed from UBS AG (Agreement 2), see Annexure C) |
| Colonial First State Investments Limited (Note 1) ACN 002 348 352 | Friday, 6 November 2015 | N/A | | 36,412 Ordinary shares (borrowed from UBS AG (Agreement 2), see Annexure C) |
| Colonial First State Investments Limited (Note 1) ACN 002 348 352 | Monday, 23 November 2015 | 1,119,321.91 | | 695,231 Ordinary shares |
| Colonial First State Investments Limited (Note 1) ACN 002 348 352 | Tuesday, 11 August 2015 | N/A | | 172,236 Ordinary shares (borrowed from UBS AG (Agreement 1), see Annexure C) |
| Colonial First State Investments Limited (Note 1) ACN 002 348 | Tuesday, 25 August 2015 | N/A | | 334,739 Ordinary shares (borrowed from UBS AG (Agreement 1), see |

| | | | | |
|---|---------------------------|------------|--|---|
| 352 | | | | Annexure C) |
| Colonial First State Investments Limited (Note 1) ACN 002 348 352 | Friday, 18 September 2015 | N/A | | 521,603 Ordinary shares (borrowed from UBS AG (Agreement 1), see Annexure C) |
| Colonial First State Investments Limited (Note 1) ACN 002 348 352 | Tuesday, 27 October 2015 | N/A | | 22,471 Ordinary shares (borrowed from UBS AG (Agreement 1), see Annexure C) |
| Colonial First State Investments Limited (Note 1) ACN 002 348 352 | Wednesday, 22 July 2015 | 75,055.00 | | 50,000 Ordinary shares |
| Colonial First State Investments Limited (Note 1) ACN 002 348 352 | Thursday, 30 July 2015 | 53,413.50 | | 35,000 Ordinary shares |
| Colonial First State Investments Limited (Note 1) ACN 002 348 352 | Monday, 10 August 2015 | 70,685.00 | | 50,000 Ordinary shares |
| Colonial First State Investments Limited (Note 1) ACN 002 348 352 | Tuesday, 18 August 2015 | 70,500.00 | | 50,000 Ordinary shares |
| Colonial First State Investments Limited (Note 1) ACN 002 348 352 | Tuesday, 25 August 2015 | 316,150.32 | | 223,412 Ordinary shares |
| Colonial First State Investments Limited (Note 1) ACN 002 348 352 | Monday, 10 August 2015 | N/A | | 32,893 Ordinary shares (borrowed from Citigroup Global Markets Limited (Agreement 4), see Annexure C) |
| Colonial First State Investments Limited (Note 1) ACN 002 348 352 | Tuesday, 18 August 2015 | N/A | | 27,107 Ordinary shares (borrowed from Citigroup Global Markets Limited (Agreement 4), see Annexure C) |
| Colonial First State Investments Limited (Note 1) ACN 002 348 352 | Friday, 7 August 2015 | 81,606.24 | | 56,671 Ordinary shares |

| Holder of relevant interest | Date of acquisition | Consideration Cash | Consideration Non-Cash | Class and number of securities |
|--|-------------------------|--------------------|------------------------|--------------------------------|
| Avanteos Investments Limited ACN 096 259 979 | Monday, 10 August 2015 | 739.03 | | 526 Ordinary shares |
| Avanteos Investments Limited ACN 096 259 979 | Monday, 10 August 2015 | 890.77 | | 634 Ordinary shares |
| Avanteos Investments Limited ACN 096 259 979 | Friday, 9 October 2015 | 1,041.40 | | 656 Ordinary shares |
| Avanteos Investments Limited ACN 096 259 979 | Friday, 6 November 2015 | 15,783.24 | | 10,000 Ordinary shares |


Realindex Investments Pty Limited ACN 133 312 017

| Holder of relevant interest | Date of acquisition | Consideration Cash | Consideration Non-Cash | Class and number of securities |
|---|---------------------------|--------------------|------------------------|--------------------------------|
| Realindex Investments Pty Limited ACN 133 312 017 | Tuesday, 10 November 2015 | 47,902.42 | | 31,047 Ordinary shares |
| Realindex Investments Pty Limited ACN 133 312 017 | Thursday, 5 November 2015 | 118,492.50 | | 75,000 Ordinary shares |
| Realindex Investments Pty Limited ACN 133 312 017 | Tuesday, 10 November 2015 | 865,497.47 | | 560,955 Ordinary shares |
| Realindex Investments Pty Limited ACN 133 312 017 | Tuesday, 17 November 2015 | 101,556.00 | | 65,000 Ordinary shares |
| Realindex Investments Pty Limited ACN 133 312 017 | Wednesday, 19 August 2015 | 58,078.46 | | 39,644 Ordinary shares |
| Realindex Investments Pty Limited ACN 133 312 017 | Friday, 4 September 2015 | 45,888.04 | | 29,701 Ordinary shares |
| Realindex Investments Pty Limited ACN 133 312 017 | Monday, 7 September 2015 | 47,425.94 | | 30,499 Ordinary shares |
| Realindex Investments Pty Limited ACN 133 312 017 | Monday, 12 October 2015 | 37,790.06 | | 24,147 Ordinary shares |

| | | | | |
|---|------------------------------|------------|--|-------------------------|
| Realindex Investments Pty Limited ACN 133 312 017 | Monday, 2 November 2015 | 52,850.00 | | 35,000 Ordinary shares |
| Realindex Investments Pty Limited ACN 133 312 017 | Tuesday, 10 November 2015 | 423,796.06 | | 274,675 Ordinary shares |
| Realindex Investments Pty Limited ACN 133 312 017 | Friday, 20 November 2015 | 166,000.00 | | 100,000 Ordinary shares |

Annexure C

This is annexure C referred to in Form 603, Notice of initial substantial holder dated **23/11/2015**



Carla Collingwood Company Secretary Dated the 26 November 2015

Commonwealth Bank of Australia will, if requested by the company or responsible entity to whom this form must be given or by the Australian Securities and Investments Commission (ASIC), give a copy of one or more of the following agreements to the company, responsible entity or ASIC (as appropriate).

Citigroup Global Markets Limited (Agreement 1)

| | |
|--|--|
| Type of agreement: | Australian Master Securities Lending Agreement |
| Parties to agreement: | (1) Citigroup Global Markets Limited; and (2) Colonial First State Investments Limited |
| Can the parties exercise voting rights attaching to the securities? | No |
| If yes, in what circumstances? | N/A |
| Date on which the securities were (or are) expected to be delivered to the borrower or its nominee (ie borrow date): | The dates indicated in Annexure B on which securities were borrowed. |
| Scheduled date (if any) when the securities are expected to be returned to the borrower or its nominee (ie return date): | Any particular day. |
| Does the borrower have the right to return the securities early? [Yes/No] | Yes |
| If yes, in which circumstances? | At any time subject to giving notice. |
| Does the lender have the right to recall the securities early (ie before the scheduled return date)? [Yes/No] | Yes |
| If yes, in which circumstances? | At any time subject to giving notice. |
| Are there circumstances in which the borrower will not be required to return the securities on settlement? [Yes/No] | No |
| If yes, in which circumstances? | N/A |

Merrill Lynch International

| | |
|--------------------|--|
| Type of agreement: | Global Master Securities Lending Agreement |
|--------------------|--|

| | |
|--|--|
| Parties to agreement: | (1) Commonwealth Bank of Australia and (2) Merrill Lynch International |
| Can the parties exercise voting rights attaching to the securities? | No |
| If yes, in what circumstances? | N/A |
| Date on which the securities were (or are) expected to be delivered to the borrower or its nominee (ie borrow date): | The dates indicated in Annexure B on which securities were borrowed. |
| Scheduled date (if any) when the securities are expected to be returned to the borrower or its nominee (ie return date): | Any particular day. |
| Does the borrower have the right to return the securities early? [Yes/No] | Yes |
| If yes, in which circumstances? | At any time subject to giving notice. |
| Does the lender have the right to recall the securities early (ie before the scheduled return date)? [Yes/No] | Yes |
| If yes, in which circumstances? | At any time subject to giving notice. |
| Are there circumstances in which the borrower will not be required to return the securities on settlement? [Yes/No] | No |
| If yes, in which circumstances? | N/A |

Barclays Capital Securities Ltd

| | |
|--|--|
| Type of agreement: | Global Master Securities Lending Agreement |
| Parties to agreement: | (1) Commonwealth Bank of Australia and (2) Barclays Capital Securities Ltd |
| Can the parties exercise voting rights attaching to the securities? | No |
| If yes, in what circumstances? | N/A |
| Date on which the securities were (or are) expected to be delivered to the borrower or its nominee (ie borrow date): | The dates indicated in Annexure B on which securities were borrowed. |
| Scheduled date (if any) when the securities are expected to be returned to the borrower or its nominee (ie return date): | Any particular day. |
| Does the borrower have the right to return the securities early? [Yes/No] | Yes |
| If yes, in which circumstances? | At any time subject to giving notice. |

| | |
|---|---------------------------------------|
| Does the lender have the right to recall the securities early (ie before the scheduled return date)? [Yes/No] | Yes |
| If yes, in which circumstances? | At any time subject to giving notice. |
| Are there circumstances in which the borrower will not be required to return the securities on settlement? [Yes/No] | No |
| If yes, in which circumstances? | N/A |

Citigroup Global Markets Australia Pty Ltd

| | |
|--|---|
| Type of agreement: | Australian Master Securities Lending Agreement |
| Parties to agreement: | (1) Commonwealth Bank of Australia and (2) Citigroup Global Markets Australia Pty Ltd |
| Can the parties exercise voting rights attaching to the securities? | Yes |
| If yes, in what circumstances? | In limited circumstances where a number of conditions are met and voting is administratively possible, CBA may be required to exercise voting rights as instructed by the lender. |
| Date on which the securities were (or are) expected to be delivered to the borrower or its nominee (ie borrow date): | The dates indicated in Annexure B on which securities were borrowed. |
| Scheduled date (if any) when the securities are expected to be returned to the borrower or its nominee (ie return date): | Any particular day. |
| Does the borrower have the right to return the securities early? [Yes/No] | Yes |
| If yes, in which circumstances? | At any time subject to giving notice. |
| Does the lender have the right to recall the securities early (ie before the scheduled return date)? [Yes/No] | Yes |
| If yes, in which circumstances? | At any time subject to giving notice. |
| Are there circumstances in which the borrower will not be required to return the securities on settlement? [Yes/No] | No |
| If yes, in which circumstances? | N/A |

UBS AG (Agreement 3)

| | |
|-----------------------|--|
| Type of agreement: | Australian Master Securities Lending Agreement |
| Parties to agreement: | (1) UBS AG; and (2) Colonial First State Investments Limited |

| | |
|--|--|
| Can the parties exercise voting rights attaching to the securities? | No |
| If yes, in what circumstances? | N/A |
| Date on which the securities were (or are) expected to be delivered to the borrower or its nominee (ie borrow date): | The dates indicated in Annexure B on which securities were borrowed. |
| Scheduled date (if any) when the securities are expected to be returned to the borrower or its nominee (ie return date): | Any particular day. |
| Does the borrower have the right to return the securities early? [Yes/No] | Yes |
| If yes, in which circumstances? | At any time subject to giving notice. |
| Does the lender have the right to recall the securities early (ie before the scheduled return date)? [Yes/No] | Yes |
| If yes, in which circumstances? | At any time subject to giving notice. |
| Are there circumstances in which the borrower will not be required to return the securities on settlement? [Yes/No] | No |
| If yes, in which circumstances? | N/A |

UBS AG (Agreement 1)

| | |
|--|--|
| Type of agreement: | Australian Master Securities Lending Agreement |
| Parties to agreement: | (1) UBS AG; and (2) Colonial First State Investments Limited |
| Can the parties exercise voting rights attaching to the securities? | No |
| If yes, in what circumstances? | N/A |
| Date on which the securities were (or are) expected to be delivered to the borrower or its nominee (ie borrow date): | The dates indicated in Annexure B on which securities were borrowed. |
| Scheduled date (if any) when the securities are expected to be returned to the borrower or its nominee (ie return date): | Any particular day. |
| Does the borrower have the right to return the securities early? [Yes/No] | Yes |
| If yes, in which circumstances? | At any time subject to giving notice. |
| Does the lender have the right to recall the securities early (ie before the scheduled return date)? [Yes/No] | Yes |
| If yes, in which circumstances? | At any time subject to giving notice. |

| | |
|---|-----|
| Are there circumstances in which the borrower will not be required to return the securities on settlement? [Yes/No] | No |
| If yes, in which circumstances? | N/A |

UBS AG (Agreement 2)

| | |
|--|--|
| Type of agreement: | Australian Master Securities Lending Agreement |
| Parties to agreement: | (1) UBS AG; and (2) Colonial First State Investments Limited |
| Can the parties exercise voting rights attaching to the securities? | No |
| If yes, in what circumstances? | N/A |
| Date on which the securities were (or are) expected to be delivered to the borrower or its nominee (ie borrow date): | The dates indicated in Annexure B on which securities were borrowed. |
| Scheduled date (if any) when the securities are expected to be returned to the borrower or its nominee (ie return date): | Any particular day. |
| Does the borrower have the right to return the securities early? [Yes/No] | Yes |
| If yes, in which circumstances? | At any time subject to giving notice. |
| Does the lender have the right to recall the securities early (ie before the scheduled return date)? [Yes/No] | Yes |
| If yes, in which circumstances? | At any time subject to giving notice. |
| Are there circumstances in which the borrower will not be required to return the securities on settlement? [Yes/No] | No |
| If yes, in which circumstances? | N/A |

Merrill Lynch Equities Australia Limited

| | |
|---|---|
| Type of agreement: | Australian Master Securities Lending Agreement |
| Parties to agreement: | (1) Commonwealth Bank of Australia and (2) Merrill Lynch Equities (Australia) Limited |
| Can the parties exercise voting rights attaching to the securities? | No |
| If yes, in what circumstances? | N/A |
| Date on which the securities were (or are) expected to be | The dates indicated in Annexure B on which securities were |

| | |
|--|---------------------------------------|
| delivered to the borrower or its nominee (ie borrow date): | borrowed. |
| Scheduled date (if any) when the securities are expected to be returned to the borrower or its nominee (ie return date): | Any particular day. |
| Does the borrower have the right to return the securities early? [Yes/No] | Yes |
| If yes, in which circumstances? | At any time subject to giving notice. |
| Does the lender have the right to recall the securities early (ie before the scheduled return date)? [Yes/No] | Yes |
| If yes, in which circumstances? | At any time subject to giving notice. |
| Are there circumstances in which the borrower will not be required to return the securities on settlement? [Yes/No] | No |
| If yes, in which circumstances? | N/A |

Macquarie Bank Limited

| | |
|--|---|
| Type of agreement: | Australian Master Securities Lending Agreement |
| Parties to agreement: | (1) Commonwealth Securities Limited and (2) Macquarie Bank Limited |
| Can the parties exercise voting rights attaching to the securities? | Yes |
| If yes, in what circumstances? | In limited circumstances where a number of conditions are met and voting is administratively possible, CBA may be required to exercise voting rights as instructed by the lender. |
| Date on which the securities were (or are) expected to be delivered to the borrower or its nominee (ie borrow date): | The dates indicated in Annexure B on which securities were borrowed. |
| Scheduled date (if any) when the securities are expected to be returned to the borrower or its nominee (ie return date): | Any particular day. |
| Does the borrower have the right to return the securities early? [Yes/No] | Yes |
| If yes, in which circumstances? | At any time subject to giving notice. |
| Does the lender have the right to recall the securities early (ie before the scheduled return date)? [Yes/No] | Yes |
| If yes, in which circumstances? | At any time subject to giving notice. |
| Are there circumstances in which the borrower will not be required to return the securities on settlement? [Yes/No] | No |

| | |
|---------------------------------|-----|
| If yes, in which circumstances? | N/A |
|---------------------------------|-----|

Citigroup Global Markets Limited (Agreement 4)

| | |
|--|--|
| Type of agreement: | Australian Master Securities Lending Agreement |
| Parties to agreement: | (1) Citigroup Global Markets Limited; and (2) Colonial First State Investments Limited |
| Can the parties exercise voting rights attaching to the securities? | No |
| If yes, in what circumstances? | N/A |
| Date on which the securities were (or are) expected to be delivered to the borrower or its nominee (ie borrow date): | The dates indicated in Annexure B on which securities were borrowed. |
| Scheduled date (if any) when the securities are expected to be returned to the borrower or its nominee (ie return date): | Any particular day. |
| Does the borrower have the right to return the securities early? [Yes/No] | Yes |
| If yes, in which circumstances? | At any time subject to giving notice. |
| Does the lender have the right to recall the securities early (ie before the scheduled return date)? [Yes/No] | Yes |
| If yes, in which circumstances? | At any time subject to giving notice. |
| Are there circumstances in which the borrower will not be required to return the securities on settlement? [Yes/No] | No |
| If yes, in which circumstances? | N/A |